



Release Notes:

Version E.10.37 Software

for the ProCurve Series 5300xl Switches

Release E.10.37 supports these switches:

- ProCurve Switch 5304xl (J4850A)
- ProCurve Switch 5308xl (J4819A)
- ProCurve Switch 5348xl (J4849A) – 48-port (10/100) bundle in Switch 5304xl chassis
- ProCurve Switch 5372xl (J4848A) – 72-port (10/100) bundle in Switch 5308xl chassis
- ProCurve Switch 5304xl-32G (J8166A) – 32-port (10/100/1000) bundle in 5304xl chassis
- ProCurve Switch 5308xl-48G (J8167A) – 48-port (10/100/1000) bundle in 5308xl chassis

These release notes include information on the following:

- Downloading Switch Documentation and Software from the Web ([page 1](#))
- Clarification of operating details for certain software features ([page 8](#))
- Software enhancements available in releases E.10.02, E.09.22, E.08.xx, and E.07.xx ([page 12](#))
- A listing of software fixes included in releases E.06.xx through E.10.37 ([page 22](#))

FEC, CDP Removal

Starting with Software version E.10.09, FEC trunks (Cisco Systems' FastEtherChannel for aggregated links) are no longer supported, and generation of CDP (Cisco Discovery Protocol) packets are no longer supported. In their place are IEEE standards based LACP aggregated links (as well as statically configured trunks) and generation of LLDP packets for device discovery. For more information, please see:

<ftp://ftp.hp.com/pub/networking/software/LLDP-and-LACP-statement.pdf>.

Boot ROM Update Required

If your 5300xl is currently running software version E.07.37 or earlier, you must update the Boot ROM by loading and booting software version E.07.40 before installing switch software revisions later than E.07.40.

Caution

The startup-config file saved under version E.10.xx or greater is backward-compatible with version E.08.xx, but is NOT backward-compatible with E.07.xx or earlier software versions. Users are advised to save a copy of any pre-E.08.xx startup-config file BEFORE UPGRADING to E.08.xx or greater, in case there is ever a need to revert to pre-E.08.xx software. For instructions on copying the startup-config file, see Appendix A in the *Management and Configuration Guide*, available on the ProCurve Networking Web site: <http://www.procurve.com>. Click on Technical Support, then Product Manuals.

© Copyright 2001, 2006
Hewlett-Packard Development Company, LP.
The information contained herein is subject to change
without notice.

Publication Number

Part Number 5991-2127
June 2006

Applicable Product

ProCurve Switch 5304xl	(J4850A)
ProCurve Switch 5308xl	(J4819A)
ProCurve Switch 5348xl	(J4849A)
ProCurve Switch 5372xl	(J4848A)
ProCurve Switch 5304xl-32G	(J8166A)
ProCurve Switch 5308xl-48G	(J8167A)

Trademark Credits

Microsoft®, Windows®, and Windows NT® are US registered trademarks of Microsoft Corporation. Adobe® and Acrobat® are trademarks of Adobe Systems Incorporated. Java™ is a US trademark of Sun Microsystems, Inc.

Software Credits

SSH on ProCurve Switches is based on the OpenSSH software toolkit. This product includes software developed by the OpenSSH Project for use in the OpenSSH Toolkit. For more information on OpenSSH, visit

[http:// www.openssh.com](http://www.openssh.com).

SSL on ProCurve Switches is based on the OpenSSL software toolkit. This product includes software developed by the OpenSSL Project for use in the OpenSSL Toolkit. For more information on OpenSSL, visit

<http://www.openssl.org>.

This product includes cryptographic software written by Eric Young (eay@cryptsoft.com). This product includes software written by Tim Hudson (tjh@cryptsoft.com)

Disclaimer

HEWLETT-PACKARD COMPANY MAKES NO WARRANTY OF ANY KIND WITH REGARD TO THIS MATERIAL, INCLUDING, BUT NOT LIMITED TO, THE IMPLIED WARRANTIES OF MERCHANTABILITY AND FITNESS FOR A PARTICULAR PURPOSE. Hewlett-Packard shall not be liable for errors contained herein or for incidental or consequential damages in connection with the furnishing, performance, or use of this material.

The only warranties for HP products and services are set forth in the express warranty statements accompanying such products and services. Nothing herein should be construed as constituting an additional warranty. HP shall not be liable for technical or editorial errors or omissions contained herein.

Hewlett-Packard assumes no responsibility for the use or reliability of its software on equipment that is not furnished by Hewlett-Packard.

Warranty

See the Customer Support/Warranty booklet included with the product.

A copy of the specific warranty terms applicable to your Hewlett-Packard products and replacement parts can be obtained from your HP Sales and Service Office or authorized dealer.

Hewlett-Packard Company
8000 Foothills Boulevard, m/s 5551
Roseville, California 95747-5551
www.procurve.com

Contents

Software Management

Software Updates	1
Downloading Switch Documentation and Software from the Web	1
Downloading Software to the Switch	2
TFTP Download from a Server	3
Xmodem Download From a PC or Unix Workstation	4
Saving Configurations While Using the CLI	5
Software Index for ProCurve Networking Products	6
Minimum Software Versions for Series 5300xl Switch Features	7
OS/Web/Java Compatibility Table	7

Clarifications

LLDP and LACP	8
Non-Genuine Mini-GBIC Detection and Protection Initiative	8
Mesh Design Optimization	8
General Switch Traffic Security Guideline	9
The Management VLAN IP Address	10
Heavy Memory Usage with PIM-DM	10
Change in QoS Priority and Policy Limit	10
Interoperating with 802.1s Multiple Spanning-Tree	10
Rate-Limiting	11
Time Zone Offset	11

Enhancements

Release E.10.03 through E.10.23 Enhancements	12
Release E.10.24 Enhancements	12
CLI Port Rate Display	12
Releases E.10.25 and E.10.26 Enhancements	12
Release E.10.27 Enhancements	12
MSTP Default Path Cost Controls	12

Release E.10.28 through E.10.29 Enhancements	13
Release E.10.30	13
Release E.10.31	13
Release E.10.32	14
Using Fastboot To Reduce Boot Time	14
DHCP Option 82: Using the Management VLAN IP Address for the Remote ID	14
Example	15
Operating Notes	16
Release E.10.33	16
Release E.10.36	17
SFlow Show Commands	17
Terminology	17
Viewing SFlow Configuration	17
Release E.10.37	20
Spanning Tree Show Commands	20
Operating Notes	21

Software Fixes in Release E.06.xx through E.10.xx

Release E.06.01	22
Release E.06.02	24
Release E.06.03	24
Release E.06.05	24
Release E.06.10	24
Release E.07.21	24
Release E.07.22	29
Release E.07.27	30
Release E.07.29	30
Release E.07.30	31
Release E.07.34	31
Release E.07.37	32
Release E.07.40	33
Release E.08.01	34
Release E.08.03	35

Release E.08.07	35
Release E.08.30	38
Release E.08.42	39
Release E.08.53	40
Release E.09.02 (Beta Only)	41
Release E.09.03	42
Release E.09.04 (Beta Only)	42
Release E.09.05 (Beta Only)	42
Release E.09.06 (Beta Only)	42
Release E.09.07 (Beta Only)	43
Release E.09.08 (Beta Only)	43
Release E.09.09 (Beta Only)	43
Release E.09.10 (Not a General Release)	43
Release E.09.21 (Beta Only)	43
Release E.09.22	44
Release E.09.23 (Beta Only)	44
Release E.09.24 (Beta Only)	45
Release E.09.25 (Beta Only)	45
Release E.09.26 (Beta Only)	45
Release E.09.29 (Beta Only)	46
Release E.10.02	46
Release E.10.03	48
Release E.10.04	49
Release E.10.05	49
Release E.10.06	50
Release E.10.07	50
Release E.10.08	50
Release E.10.09	50
Release E.10.10	51
Release E.10.20	51
Release E.10.21 - Never released	51

Release E.10.22	51
Release E.10.23	52
Release E.10.24	52
Release E.10.25	53
Release E.10.26	53
Release E.10.27	53
Release E.10.30 (Not a general release)	54
Release E.10.31	54
Release E.10.32	54
Release E.10.33	55
Release E.10.34	55
Release E.10.35	56
Release E.10.36	56
Release E.10.37	56

Software Management

Software Updates

Check the ProCurve Networking Web site frequently for free software updates for the various ProCurve switches you may have in your network.


Downloading Switch Documentation and Software from the Web

You can download software updates and the corresponding product documentation from HP's ProCurve web site as described below.

To Download a Software Version:

1. Go to the ProCurve Networking Web site at:
<http://www.procurve.com>.
2. Click on **Software updates** (in the sidebar).
3. Under **Latest software**, click on **Switches**.

To Download Product Documentation: You will need the Adobe® Acrobat® Reader to view, print, and/or copy the product documentation.

1. Go to HP's ProCurve web site at <http://www.procurve.com>.
2. Click on **Technical support**, then **Product manuals**.
3. Click on the name of the product for which you want documentation.
4. On the resulting web page, double-click on a document you want.
5. When the document file opens, click on the disk icon  in the Acrobat® toolbar and save a copy of the file.

Downloading Software to the Switch

Caution

The startup-config file generated by the latest software release may not be backward-compatible with the same file generated by earlier software releases. Refer to “[Boot ROM Update Required](#)” on the front page.

HP periodically provides switch software updates through the ProCurve Networking Web site (<http://www.procurve.com>). After you acquire the new software file, you can use one of the following methods for downloading it to the switch:

- For a TFTP transfer from a server, do either of the following:
 - Click on **Download OS** in the Main Menu of the switch’s menu interface and use the (default) **TFTP** option.
 - Use the **copy tftp** command in the switch’s CLI (see below).
- For an Xmodem transfer from a PC or Unix workstation, do either of the following:
 - Click on **Download OS** in the Main Menu of the switch’s menu interface and select the **Xmodem** option.
 - Use the `copy xmodem` command in the switch’s CLI (page 4).
- Use the download utility in ProCurve Manager Plus.
- A switch-to-switch file transfer

Note

Downloading new software does not change the current switch configuration. The switch configuration is contained in a separate file that can also be transferred, for example, for archive purposes or to be used in another switch of the same model.

This section describes how to use the CLI to download software to the switch. You can also use the menu interface for software downloads. For more information, refer to the *Management and Configuration Guide* for your switch.

TFTP Download from a Server

Syntax: `copy tftp flash <ip-address> <remote-os-file> [< primary | secondary >]`

Note that if you do not specify the flash destination, the TFTP download defaults to the primary flash.

For example, to download a software file named E_10_2x.swi from a TFTP server with the IP address of 10.28.227.103:

1. Execute the copy command as shown below:

```
HPswitch # copy tftp flash 10.28.227.103 E_10_2x.swi
The primary OS image will be deleted. continue [y/n]? Y
03125K
```

2. When the switch finishes downloading the software file from the server, it displays the progress message:

```
Validating and Writing System Software to FLASH..
```

When the CLI prompt re-appears, the switch is ready to reboot to activate the downloaded software

3. Reboot the switch.

After the switch reboots, it displays the CLI or Main Menu, depending on the **Logon Default** setting last configured in the menu's Switch Setup screen.

Xmodem Download From a PC or Unix Workstation

This procedure assumes that:

- The switch is connected via the Console RS-232 port on a PC operating as a terminal. (Refer to the Installation Guide you received with the switch for information on connecting a PC as a terminal and running the switch console interface.)
- The switch software is stored on a disk drive in the PC.
- The terminal emulator you are using includes the Xmodem binary transfer feature. (For example, in the Microsoft Windows NT® terminal emulator, you would use the **Send File** option in the **Transfer** drop-down menu.)

Syntax: **copy xmodem flash < unix | pc >**

For example, to download a software file from a PC:

1. To reduce the download time, you may want to increase the baud rate in your terminal emulator and in the switch to a value such as 57600 bits per second. (The baud rate must be the same in both devices.) For example, to change the baud rate in the switch to 57600, execute this command:

```
HPswitch(config)# console baud-rate 57600
```

(If you use this option, be sure to set your terminal emulator to the same baud rate.)

2. Execute the following command in the CLI:

```
ProCurve # copy xmodem flash primary
The primary OS image will be deleted. continue [y/n]? Y
Press 'enter' and start XMODEM on your host . . .
```

3. Execute the terminal emulator commands to begin the Xmodem transfer. The download can take several minutes, depending on the baud rate used in the transfer.
4. Reboot the switch.

After the switch reboots, it displays the CLI or Main Menu, depending on the **Logon Default** setting last configured in the menu's Switch Setup screen.

5. Use the following command to confirm that the software downloaded correctly:

```
HPswitch> show system
```

Check the **Firmware revision** line to verify that the switch downloaded the new software.

6. If you increased the baud rate on the switch ([step 1](#)), use the same command to return it to its previous setting. (HP recommends a baud rate of 9600 bits per second for most applications.) Remember to return your terminal emulator to the same baud rate as the switch.

Saving Configurations While Using the CLI

The switch operates with two configuration files:

- **Running-Config File:** Exists in volatile memory and controls switch operation. Rebooting the switch erases the current running-config file and replaces it with an exact copy of the current startup-config file. To save a configuration change, you must save the running configuration to the startup-config file.
- **Startup-Config File:** Exists in flash (non-volatile) memory and preserves the most recently-saved configuration as the “permanent” configuration. When the switch reboots for any reason, an exact copy of the current startup-config file becomes the new running-config file in volatile memory.

When you use the CLI to make a configuration change, the switch places the change in the running-config file. If you want to preserve the change across reboots, you must save the change to the startup-config file. Otherwise, the next time the switch reboots, the change will be lost. There are two ways to save configuration changes while using the CLI:

- Execute **write memory** from the Manager, Global, or Context configuration level.
- When exiting from the CLI to the Main Menu, press **[Y]** (for Yes) when you see the “Do you want to save current configuration [y/n] ?” prompt.

Software Index for ProCurve Networking Products

Software Letter	ProCurve Networking Products
C	1600M, 2400M, 2424M, 4000M, and 8000M
CY	Switch 8100fl Series (8108fl and 8116fl)
E	Switch 5300xl Series (5304xl, 5308xl, 5348xl, and 5372xl)
F	Switch 2500 Series (2512 and 2524), Switch 2312, and Switch 2324
G	Switch 4100gl Series (4104gl, 4108gl, and 4148gl)
H	Switch 2600 Series, Switch 2600-PWR Series: H.07.81 and earlier, or H.08.55 and greater, Switch 2600-8-PWR requires H.08.80 or greater. Switch 6108: H.07.xx and earlier
I	Switch 2800 Series (2824 and 2848)
J	Secure Router 7000dl Series (7102dl and 7203dl)
K	Switch 3500yl Series (3500yl-24G-PWR and 3500yl-48G-PWR), Switch 6200yl-24G, and 5400zl Series (5406zl, 5406zl-48G, 5412zl, and 5412zl-96G)
L	Switch 4200vl Series (4204vl, 4208vl, 4202vl-72, and 4202vl-48G)
M	Switch 3400cl Series (3400-24G and 3400-48G): M.08.51 though M.08.97, or M.10.01 and greater; Series 6400cl (6400cl-6XG CX4, and 6410cl-6XG X2): M.08.51 though M.08.95, or M.08.99 to M.08.100 and greater.
WA	ProCurve Access Point 530
WS	ProCurve Wireless Edge Services xl Module and the ProCurve Redundant Wireless Services xl Module
numeric	Switch 9408sl, Switch 9300 Series (9304M, 9308M, and 9315M), Switch 6208M-SX and Switch 6308M-SX (Uses software version number only; no alphabetic prefix. For example 07.6.04.)

Minimum Software Versions for Series 5300xl Switch Features

For Switch 5300xl Hardware Accessories.

ProCurve Device	Minimum Supported Software Version
J4820A 24-Port 10/100-TX Module	E.05.04
J4821A 4-Port 100/1000-T Module	E.05.04
J4839A Redundant Power Supply (RPS)	E.05.04
J4852A 12-Port 100-FX MTRJ Module	E.06.10
J4878A 4-Port Mini-GBIC Module	E.05.04
J4858A Gigabit-SX-LC Mini-GBIC	E.05.04
J4859A Gigabit-LX-LC Mini-GBIC	E.05.04
J4860A Gigabit-LH-LC Mini-GBIC	E.06.01
J8161A 24-Port 10/100-TX PoE Module	E.08.22
J4907A 16-Port 10/100/1000-T Module	E.08.42
J8162A Access Controller xl Module	E.09.21
J8177B 1000Base-T Mini-GBIC	E.09.22
J9001A Wireless Edge Services xl Module	E.10.30
J9003A Redundant Wireless Services xl Module	E.10.30

OS/Web/Java Compatibility Table

The switch web agent supports the following combinations of OS browsers and Java Virtual Machines:

Operating System	Internet Explorer	Java
Windows NT 4.0 SP6a	5.00, 5.01 5.01, SP1 6.0, SP1	Sun Java 2 Runtime Environment: – Version 1.3.1.12 – Version 1.4.2.05
Windows 2000 Pro SP4	5.05, SP2 6.0, SP1	
Windows XP Pro SP2	6.0, SP1	Sun Java 2 Runtime Environment: – Version 1.5.0.02
Windows Server SE 2003 SP1	6.0, SP1	

Clarifications

LLDP and LACP

Starting with Software version E.10.10, FEC trunks (Cisco Systems' FastEtherChannel for aggregated links) are no longer supported, and generation of CDP (Cisco Discovery Protocol) packets are no longer supported. In their place are IEEE standards-based LACP aggregated links (as well as statically configured trunks) and generation of LLDP packets for device discovery.

For more information, please see: <ftp://ftp.hp.com/pub/networking/software/LLDP-and-LACP-statement.pdf>.

Non-Genuine Mini-GBIC Detection and Protection Initiative

Non-genuine ProCurve Transceivers and Mini-GBICs have been offered for sale in the marketplace. To protect customer networks from these unsupported products, starting with release E.09.22, ProCurve switch software includes the capability to detect and disable non-genuine transceivers and mini-GBICs discovered in Series 5300xl Switch ports. When a non-genuine device is discovered, the switch disables the port and generates an error message in the Event Log.

Mesh Design Optimization

Mesh performance can be enhanced by using mesh designs that are as small and compact as possible while still meeting the network design requirements. The following are limits on the design of meshes and have not changed:

1. Any switch in the mesh can have up to 24 meshed ports.
2. A mesh domain can contain up to 12 switches.
3. Up to 5 inter-switch meshed hops are allowed in the path connecting two nodes.
4. A fully interconnected mesh domain can contain up to 5 switches.

Mesh performance can be optimized by keeping the number of switches and the number of possible paths between any two nodes as small as possible. As mesh complexity grows, the overhead associated with dynamically calculating and updating the cost of all of the possible paths between nodes grows exponentially. Cost discovery packets are sent out by each switch in the mesh every 30 seconds and are flooded to all mesh ports. Return packets include a cost metric based on inbound and outbound queue depth, port speed, number of dropped packets, etc. Also, as mesh complexity grows, the number of hops over which a downed link has to be reported may increase, thereby increasing the reconvergence time.

The simplest design is the two-tier design because the number of possible paths between any two nodes is kept low and any bad link would have to be communicated only to its neighbor switch.

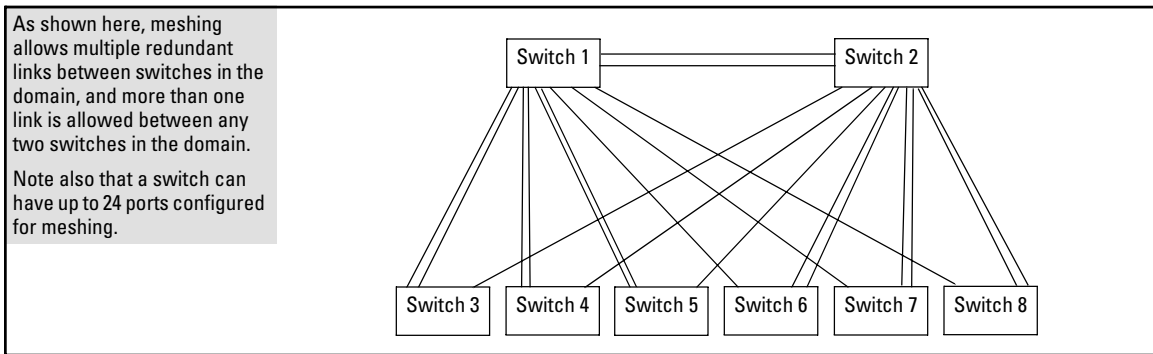


Figure 1. Example of a Two-Tier Mesh Design

Other factors affecting the performance of mesh networks include the number of destination addresses that have to be maintained, and the overall traffic levels and patterns. However a conservative approach when designing new mesh implementations is to use the two-tier design and limit the mesh domain to eight switches where possible.

For more information, refer to the chapter titled “Switch Meshing” in the Advanced Traffic Management Guide for your switch.

General Switch Traffic Security Guideline

Where the switch is running multiple security options, it implements network traffic security based on the OSI (Open Systems Interconnection model) precedence of the individual options, from the lowest to the highest. The following list shows the order in which the switch implements configured security features on traffic moving through a given port.

1. Disabled/Enabled physical port
2. MAC lockout (Applies to all ports on the switch.)
3. MAC lockdown
4. Port security
5. Authorized IP Managers
6. Application features at higher levels in the OSI model, such as SSH.

(The above list does not address the mutually exclusive relationship that exists among some security features.)

Clarifications

The Management VLAN IP Address

The Management VLAN IP Address

The optional Management VLAN, if used, must be configured with a manual IP address. It does not operate with DHCP/Bootp configured for the IP address.

Heavy Memory Usage with PIM-DM

Heavy use of PIM (Many S/G--source-group--flows over many VLANs) combined with other memory-intensive features, can oversubscribe memory resources and impact overall performance. If available memory is exceeded, the switch drops any new multicast flows, and generates appropriate log messages. Corrective actions can include reducing the number of VLANs on the 5300xl device by moving some VLANs to another device, free up system resources by disabling another, non-PIM feature, and/or moving some hosts to another device. For more information, refer to “Operating Notes” and “Messages Related to PIM Operation” in the chapter titled “PIM DM (Dense Mode)” in the *Advanced Traffic Management Guide* (February, 2004 or later) for the ProCurve Series 5300xl switches. For more information on PIM-DM operation, refer to the chapter titled “PIM-DM (Dense Mode)” in the *Advanced Traffic Management Guide* for the ProCurve Series 5300xl switches. (To download switch documentation for software release E.09.xx, refer to [“Software Updates” on page 1.](#))

Change in QoS Priority and Policy Limit

Beginning with software release E.09.22, the switch allows configuration of up to 250 priority and/or DSCP policy configurations. Attempting to add more than 250 entries generates an error message in the CLI.

Heavy use of QoS, combined with other memory-intensive features, can oversubscribe memory resources and impact overall performance. Updating the switch software from an earlier release in which more than 250 entries were configured causes the switch to drop any entries in excess of the first 250 and to generate an event log message indicating this action. For more information, refer to “QoS Operating Notes” in the chapter titled “Quality of Service (QoS): Managing Bandwidth More Effectively” in the *Advanced Traffic Management Guide* for the ProCurve Series 5300xl switches (part number 5990-6051, January 2005 or later). Note that the above limit supercedes the limit indicated in the January 2005 edition of the *Advanced Traffic Management Guide*. To download switch documentation for software release E.09.22, refer to [“Software Updates” on page 1.](#)

Interoperating with 802.1s Multiple Spanning-Tree

The ProCurve implementation of Multiple Spanning-Tree (MSTP) in software release E.08.xx and greater complies with the IEEE 802.1s standard and interoperates with other devices running compliant versions of 802.1s. Note that the ProCurve Series 9300 routing switches do not offer 802.1s-compliant MSTP. Thus, to support a connection between a 9300 routing switch and a 5300xl switch running MSTP, configure the 9300 with either 802.1D (STP) or 802.1w (RSTP). For more information

on this topic, refer to the chapter titled “Spanning-Tree Operation” in the *Advanced Traffic Management Guide* (part number 5990-6051, January 2005 or later). (To download switch documentation for software release E.09.22, refer to [“Software Updates” on page 1.](#))

Rate-Limiting

The configured rate limit on a port reflects the permitted forwarding rate from the port to the switch backplane, and is visible as the *average* rate of the outbound traffic originating from the rate-limited port. (The most accurate rate-limiting is achieved when using standard 64-byte packet sizes.) Also, rate-limiting reflects the available percentage of a port’s entire inbound bandwidth. The rate of inbound flow for traffic of a given priority and the rate of flow from a rate-limited port to a particular queue of an outbound port are not measures of the actual rate limit enforced on a port. Also, rate-limiting is byte-based and is applied to the available bandwidth on a port, and not to any specific applications running through the port. If the total bandwidth requested by all applications together is less than the available, configured maximum rate, then no rate-limit can be applied. This situation occurs with a number of popular throughput-testing software applications, as well as most regular network applications.

As a performance consideration, implementing rate-limiting in heavy traffic situations involving QoS, can affect overall performance. For more information on rate-limiting operation, refer to “Operating Notes for Rate-Limiting” in the chapter titled “Optimizing Traffic Flow with Port Controls, Port Trunking, and Filters” of the Management and Configuration Guide (part number 5990-6050, January 2005 or later) for the ProCurve Series 5300xl switches. (To download switch documentation for software release E.09.22, refer to [“Software Updates” on page 1.](#))

Time Zone Offset

Starting with release E.05.*xx*, the method of configuring the Time Zone for TimeP or SNTP configuration has been updated. Previous switch software for all ProCurve switches used positive time offset values for time zones that are West of GMT and negative values for time zones that are East of GMT. The standards indicate that time zones West of GMT should be designated by negative offset values, and time zones East of GMT by positive values. Software version E.05.*xx* updates this configuration method, but if you use the same values for indicating time zones as you did for previous ProCurve switches, the time will be set incorrectly on your Series 5300GL switch. For example, for previous ProCurve switches, the US Pacific time zone was configured by entering **+480**. With software version E.05.*xx*, the US Pacific time zone must now be configured by entering **-480**.

Enhancements

Unless otherwise noted, each new release includes the features added in all previous releases. Enhancements are listed in chronological order, oldest to newest software release. To review the list of enhancements included since the last general release that was published, begin with “[Release E.10.28 through E.10.29 Enhancements](#)” on page 13.

Descriptions and instructions for enhancements included in Release E.10.02 or earlier are included in the latest release of manuals for the ProCurve 5300xl switches (Oct. 2005), available on the web at <http://www.hp.com/rnd/support/manuals/5300xl.htm>

Release E.10.03 through E.10.23 Enhancements

Software fixes only; no new enhancements. Versions E.10.11 to E.10.19 were never built.

Release E.10.24 Enhancements

CLI Port Rate Display

Beginning with release E.10.24 the CLI “show interface [port list]” command includes the port rate in the display. The rate displayed is the average for a period of 5 minutes, given in bps for 1G ports, or in Kbps for 10G ports. You can also use the CLI command: show interface port-utilization to display port-rate over a period of 5 minutes.

Releases E.10.25 and E.10.26 Enhancements

Software fixes only; no new enhancements.

Release E.10.27 Enhancements

MSTP Default Path Cost Controls

Summary: 802.1D and 802.1t specify different default path-cost values (based on interface speed). These are used if the user hasn't configured a "custom" path-cost for the interface. The default of this toggle is to use 802.1t values. The reason one might set this control to 802.1D would be for better interoperability with legacy 802.1D STP (Spanning Tree Protocol) bridges.

To support legacy STP bridges, the following commands (options) have been added to the CLI:

spanning-tree legacy-path-cost – Use 802.1D values for default path-cost

no spanning-tree legacy-path-cost – Use 802.1t values for default path-cost

The “legacy-path-cost” CLI command does not affect or replace functionality of the “spanning-tree force-version” command. The “spanning-tree force-version” controls whether MSTP will send and process 802.1w RSTP, or 802.1D STP BPDUs. Regardless of what the “legacy-path-cost” parameter is set to, MSTP will interoperate with legacy STP bridges (send/receive Config and TCN BPDUs).

spanning-tree legacy-mode - A “macro” that is the equivalent of executing the “spanning-tree legacy-path-cost” and “spanning-tree force-version stp-compatible” commands.

no spanning-tree legacy-mode - A “macro” that is the equivalent of executing the “no spanning-tree legacy-path-cost” and “spanning-tree force-version mstp-compatible” commands.

When either legacy-mode or legacy-path-cost control is toggled, all default path costs will be recalculated to correspond to the new setting, and spanning tree is recalculated if needed.

Release E.10.28 through E.10.29 Enhancements

Software fixes only; no new enhancements.

Release E.10.30

Release E.10.31 includes the following enhancement:

- Added support for J9001A and J9003A wireless xl modules.

Release E.10.31

Release E.10.31 includes the following enhancement:

- Added the `show tech transceivers` command to allow removable transceiver serial numbers to be read without removal of the transceivers from the switch

Release E.10.32

Release E.10.32 includes the following enhancements:

- Added DHCP Option 82 functionality for 5300xl series.
- Support for Fast Boot CLI & SNMP implementation

Using Fastboot To Reduce Boot Time

The **fastboot** command allows a boot sequence that skips the internal power-on self-tests, resulting in a faster boot time.

Syntax: [no] fastboot

*Used in the global configuration mode to enable the fastboot option. The **no** version of the command disables **fastboot** operation.*

Syntax: show fastboot

Shows the status of the fastboot feature, either enabled or disabled.

For example:

```
ProCurve(config)# show fastboot

Fast Boot: Disabled
```

DHCP Option 82: Using the Management VLAN IP Address for the Remote ID

This section describes the Management VLAN enhancement to the DHCP option 82 feature. For more information on DHCP option 82 operation, refer to “Configuring DHCP Relay” in the chapter titled “IP Routing Features” in the *Advanced Traffic Management Guide*.

When the routing switch is used as a DHCP relay agent with Option 82 enabled, it inserts a relay agent information option into client-originated DHCP packets being forwarded to a DHCP server. The option automatically includes two suboptions:

- Circuit ID: the identity of the port through which the DHCP request entered the relay agent
- Remote ID: the identity (IP address) of the DHCP relay agent

Using earlier software releases, the remote ID can be either the routing switch's MAC address (the default option) or the IP address of the VLAN or subnet on which the client DHCP request was received. Beginning with software release M.08.xx, if a Management VLAN is configured on the routing switch, then the Management VLAN IP address can be used as the remote ID.

Syntax: dhcp-relay option 82 < append | replace | drop > [validate] [ip | mac | mgmt-vlan]

[ip | mac | mgmt-vlan] : Specifies the remote ID suboption the routing switch will use in Option 82 fields added or appended to DHCP client packets. The choice depends on how you want to define DHCP policy areas in the client requests sent to the DHCP server. If a remote ID suboption is not configured, then the routing switch defaults to the **mac** option.

mgmt-vlan: Specifies the IP address of the (optional) Management VLAN configured on the routing switch. Requires that a Management VLAN is already configured on the switch. If the Management VLAN is multinetted, then the primary IP address configured for the Management VLAN is used for the remote ID.

ip: Specifies the IP address of the VLAN on which the client DHCP packet enters the routing switch. In the case of a multinetted VLAN, the remote ID suboption uses the IP address of the subnet on which the client request packet is received.

mac: Specifies the routing switch's MAC address. (The MAC address used is the same MAC address that is assigned to all VLANs configured on the routing switch.)
(Default: **mac**)

Example

In the routing switch in figure 1, option 82 has been configured with **mgmt-vlan** for the Remote ID.

```
ProCurve(config)# dhcp-relay option 82 append mgmt-vlan
```

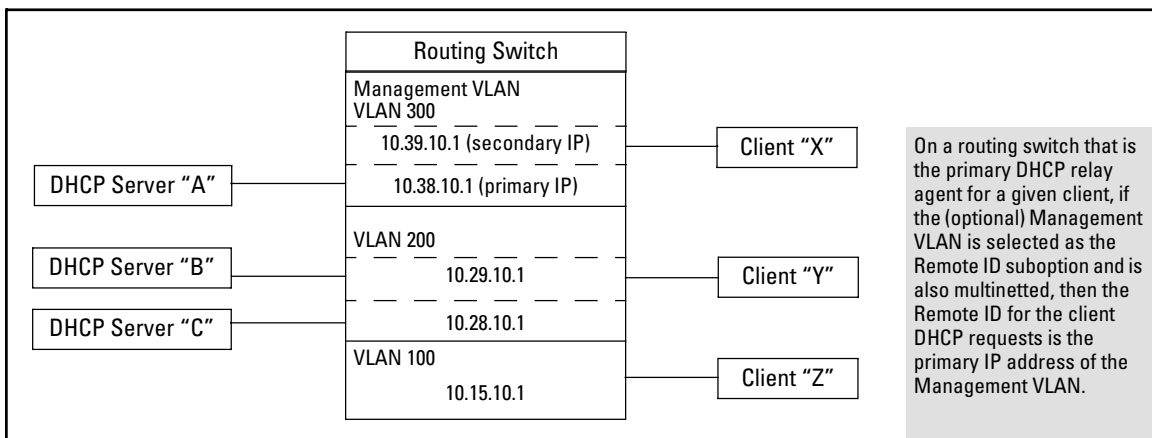


Figure 1. DHCP Option 82 When Using the Management VLAN as the Remote ID Suboption

The resulting effect on DHCP operation for clients X, Y, and Z is shown in [table 1](#).

Table 1. DHCP Operation for the Topology in Figure 1

Client	Remote ID	giaddr*	DHCP Server	
X	10.38.10.1	10.39.10.1	A only	If a DHCP client is in the Management VLAN, then its DHCP requests can go only to a DHCP server that is also in the Management VLAN. Routing to other VLANs is not allowed.
Y	10.38.10.1	10.29.10.1	B or C	Clients outside of the Management VLAN can send DHCP requests only to DHCP servers outside of the Management VLAN. Routing to the Management VLAN is not allowed.
Z	10.38.10.1	10.15.10.1	B or C	

*The IP address of the primary DHCP relay agent receiving a client request packet is automatically added to the packet, and is identified as the giaddr (*gateway interface address*). This is the IP address of the VLAN on which the request packet was received from the client. For more information, refer to RFC 2131 and RFC 3046.

Operating Notes

- Routing is not allowed between the Management VLAN and other VLANs. Thus, a DHCP server must be available in the Management VLAN if there are clients in the Management VLAN that require a DHCP server.
- If the Management VLAN IP address configuration changes after `mgmt-vlan` has been configured as the remote ID suboption, the routing switch dynamically adjusts to the new IP addressing for all future DHCP requests.
- The Management VLAN and all other VLANs on the routing switch use the same MAC address.

Release E.10.33

- **Enhancement (PR_1000330704)** — Added RADIUS Command Authorization and Accounting for the Command Line Interface (CLI).

Release E.10.36

SFlow Show Commands

In earlier software releases, the only method for checking whether sFlow is enabled on the switch was via an snmp request. Beginning with software release E.10.36, the 5300xl switches have added the following show sFlow commands that allow you to see sFlow status via the CLI.

Syntax: show sflow agent

Displays sFlow agent information. The agent address is normally the ip address of the first vlan configured.

Syntax: show sflow destination

Displays information about the management station to which the sFlow sampling-polling data is sent.

Syntax: show sflow sampling-polling <port-list/range>

Displays status information about sFlow sampling and polling.

Syntax: show sflow all

Displays sFlow agent, destination, and sampling-polling status information for all the ports on the switch.

Terminology

sFlow — An industry standard sampling technology, defined by RFC 3176, used to continuously monitor traffic flows on all ports providing network-wide visibility into the use of the network.

sFlow agent — A software process that runs as part of the network management software within a device. The agent packages data into datagrams that are forwarded to a central data collector.

sFlow destination — The central data collector that gathers datagrams from sFlow-enabled switch ports on the network. The data collector decodes the packet headers and other information to present detailed Layer 2 to Layer 7 usage statistics.

Viewing SFlow Configuration

The **show sflow agent** command displays read-only switch agent information. The version information shows the sFlow MIB support and software versions; the agent address is typically the ip address of the first vlan configured on the switch.

```
ProCurve# show sflow agent
Version          1.3;HP;M.10.03
Agent Address    10.0.10.228
```

Figure 2. Viewing sFlow Agent Information

The **show sflow destination** command includes information about the management-station's destination address, receiver port, and owner.

```
ProCurve# show sflow destination
sflow           Enabled
Datagrams Sent  221
Destination Address 10.0.10.41
Receiver Port    6343
Owner           admin
Timeout (seconds) 333
Max Datagram Size 1400
Datagram Version Support 5
```

Figure 3. Example of Viewing sFlow Destination Information

Note the following details:

- **Destination Address** remains blank unless it has been configured on the switch via SNMP.
- **Datagrams Sent** shows the number of datagrams sent by the switch agent to the management station since the switch agent was last enabled.
- **Timeout** displays the number of seconds remaining before the switch agent will automatically disable sFlow (this is set by the management station and decrements with time).
- **Max Datagram Size** shows the currently set value (typically a default value, but this can also be set by the management station).

The **show sflow sampling-polling** command displays information about sFlow sampling and polling on the switch. You can specify a list or range of ports for which to view sampling information.

```
ProCurve# show sflow sampling-polling 1-5

sflow destination Enabled

Port   | Sampling          Dropped      | Polling
      Enabled Rate      Header Samples  | Enabled Interval
-----+-----
1      | Yes              6500000 128 5671234 | Yes      60
2      | No               50      128 0       | Yes      300
3      | Yes              2000    100 24978   | No       30
4      | Yes              200     100 4294967200 | Yes     40
5      | Yes              20000   128 34      | Yes     500
```

Figure 4. Example of Viewing sFlow Sampling and Polling Information

The **show sflow all** command combines the outputs of the preceding three show commands including sFlow status information for all the ports on the switch.

Release E.10.37

Spanning Tree Show Commands

The **show spanning-tree detail** command previously displayed 802.1D (STP) and 802.1w (RSTP) status and counters for all ports on the switch. Beginning with software release E.10.37, this command provides 802.1s (MSTP) multi-instance spanning tree details and displays additional parameters to enhance spanning-tree reporting via the CLI.

The following shows RSTP sample output from the enhanced command.

```
ProCurve# show spanning-tree detail

Status and Counters - RSTP Port(s) Detailed Information

Port                : 1
Status              : Up
Role                : Root
State               : Forwarding
Priority             : 128
Path Cost           : 200000
Root Path Cost      : 10
Root Bridge ID      : 1:0001e7-215e00
Designated Bridge ID : 32768:0001e7-3d0080
Designated Port ID  : 128:75
AdminEdgePort       : Yes
OperEdgePort        : No
AdminPointToPointMAC : Force-True
OperPointToPointMAC  : Yes
Aged BPDUs Count    : 0
Loop-back BPDUs Count : 0
TC Detected          : 1
TC Flag Transmitted  : 0          TC ACK Flag Transmitted : 0
TC Flag Received     : 0          TC ACK Flag Received   : 47

RSTP      RSTP      CFG      CFG      TCN      TCN
BPDUs Tx  BPDUs Rx  BPDUs Tx  BPDUs Rx  BPDUs Tx  BPDUs Rx
-----
3          0          0          256654    47         0
```

Figure 5. Example of Show Spanning-Tree Detail

Operating Notes

- TC refers to a Topology Change detected on the given port. Note the following details:
 - **TC Detected** counter shows when a port identifies a topology change (increments when the particular non-Edge port goes into forwarding). For RSTP and MSTP, this would be due to the switch's link going to forwarding.
 - **TC Flag Transmitted** counter shows the number of TC notifications sent out of the port. This refers to propagating a topology change that occurred on another port (that is, a TC Detected increment) or to propagating a topology change received on another port (that is, TC Flag Received).
 - **TC Flag Received** counter shows the number of TC notifications (RSTP or MSTP style BPDU with the TC flag set) received on the port.
 - **TC ACK Flag Transmitted** is an 802.1D mode counter. It will only increment when the port is operating in 802.1D mode and an 802.1D style PDU is sent out of the port.
 - **TC ACK Flag Received** is an 802.1D mode counter. It will only increment when the port is operating in 802.1D mode and an 802.1D style PDU is received on the port.
- With STP and RSTP activated:
 - The **show spanning tree detail** command shows all active RSTP port by port.
 - The **show spanning-tree <port-list> detail** command shows the specified port-list RSTP port by port detail.
- With MSTP activated:
 - The **show spanning tree detail** command shows all active MSTP port by port. This command only gives information concerning the common spanning tree (CST) ports. To view counters pertaining to a specific spanning-tree instance, you must use the **show spanning-tree instance <inst> detail** command. The **show spanning-tree <port-list> detail** command shows the specified port-list MSTP port by port detail.
 - The **show spanning-tree instance <inst> detail** command shows all ports active for a specific instance of MSTP.
 - The **show spanning-tree <port-list> instance <inst> detail** shows the specified port-list for the specified instance of MSTP.
 - **TC ACK Flag Transmitted** and **TC ACK Flag Received** are part of the CST counters displayed by the **show spanning tree detail** command. **TC Detected**, **TC Flag Transmitted**, and **TC Flag Received** are included only with the **instance** parameter due to the nature of MSTP.

Software Fixes in Release E.06.xx through E.10.xx

Software fixes are listed in chronological order, oldest to newest. To review the list of fixes included since the last general release that was published, go to [“Release E.10.30 \(Not a general release\)” on page 54](#).

Unless otherwise noted, each new release includes the software fixes added in all previous releases. Release E.05.04 was the first software release for the ProCurve Series 5300xl switches.

Release E.06.01

Problems Resolved in Release E.06.01

- **100/1000-T module (PR_4956)** — Bringing a port up and down while the port is running at or near maximum throughput may cause the module to reset.
- **802.1x (PR_4972)** — Support for 802.1x is not implemented in routing mode.
- **802.1x (PR_5043)** — When changing an 802.1x port configuration, the switch does not correctly restore default VLAN ID after disconnecting the port.
- **ARP (PR_4443)** — Switch incorrectly replied to an ARP packet with a header length ranging from 7 to 15 bytes. The switch now replies only if header length is equal to 6 bytes.
- **CDP (PR_4546)** — CDP multicast packets are not passed through the switch when CDP is disabled on the switch.
- **CLI/RIP (PR_5046)** — The CLI command 'show ip rip interface' results in the following:

```
"RIP interface information for 0.0.0.0, RIP is not configured on this..."
```
- **CoS (PR_4738)** — Cannot configure CoS on a trunk port. Also, enhancements to CoS error handling when moving ports in and out of a trunk.
- **CoS (PR_4982)** — The output of the CLI command “show qos port-priority” may show an illegal state (“no priority”) for the Differentiated Services Codepoint (DSCP) policy. This problem may occur given this situation:
 1. Configure a DSCP policy on a port, and
 2. Remove module, and
 3. Reboot switch, and
 4. Delete DSCP policy, and
 5. Hot-swap module back into the switch
- **Crash (PR_4933)** — Switch may crash while hot swapping a module with a message similar to:

-> Software exception in ISR@alloc_free.c:479

- **DHCP-Relay (PR_4551)** — Configuring an IP helper address on a VLAN does not automatically turn on the DHCP-relay function.
- **Extended RMON (PR_5083)** — When Extended RMON and Routing are enabled, the switch may duplicate packets on the network.
- **LACP (PR_5000)** — Link-up polling interval: A delay of up to 1.7 seconds between plugging in a cable (linkbeat established) and traffic being forwarded to and from that port may cause problems with some time sensitive applications. For example, AppleTalk dynamic address negotiation can be affected, resulting in multiple devices using the same AppleTalk address.
- **Mini-GBIC Link Connectivity Issue (PR_4957)** — A mini-GBIC Gigabit-SX/LX link between an ProCurve Switch 5300xl and an ProCurve Routing Switch 9300 may not be established when both sides are in the default configuration (Auto).
- **Radius (PR_4886)** — If using the TAB key while entering a username for the radius prompt, the switch may display an error message similar to:

```
->BAD CHARACTER IN ttyio_line: 0x9n
```
- **RIP (PR_4757)** — After the switch reboots and if a routing loop (3 or more routers) exists in the topology, RIP may age out its own connected routes (even though the routes are still valid).
- **RIP (PR_4965)** — Static routes are redistributed into RIP. [Fix: Static routes are no longer redistributed into RIP by default, only directly connected routes are redistributed.] [Old description: Changes to RIP route redistribution such that only connected routes are redistributed, not static configured routes.
- **RIP (PR_4987)** — If multiple IP addresses are configured for a VLAN and RIP is running on one or more of the secondary addresses, the CLI command “show ip rip vlan x” will only show information about the primary IP address.
- **Routing (PR_4977)** — If a default route is not configured and the switch receives a Layer 3 packet with an unknown source address, the packet will be routed by software even though an entry for the destination exists in the hardware routing table.
- **Static Routes (PR_5040)** — Reject static routes could not be created.
- **Web Browser Interface (PR_4976)** — The product Registration screen contains a typographical error. The phrase “...does not appears above...” is now “...does not appear above...”.

Release E.06.02

Problems Resolved in Release E.06.02

- **Performance (PR_5161)** — Certain high traffic levels may cause the switch to drop packets.

Release E.06.03

Problems Resolved in Release E.06.03

- **Packets not Forwarded (PR_5201)** — A synchronization issue between the switch chassis and modules after several weeks of continuous operation can result in packets being dropped by the switch instead of being forwarded.

Release E.06.05

Problems Resolved in Release E.06.05

- **Crash (PR_5471)** — The CLI command “show ip ospf neighbor” may cause the switch to crash with a message similar to:

```
Bus error: HW Addr=0x30008fa0 IP=0x001112a4 Task='mSess1' Task
ID=0x169b110
```

Release E.06.10

Problems Resolved in Release E.06.10

- **Crash (PR_5229)** — Greater than 100 hotswaps causes mesg buff crash.
- **Flow Control (PR_5215)** — Enabling Flow Control on a port does not enable Global Flow Control on the switch.
- **Security (PR_5226)** — Removed display of TACACS Server IP address during remote management logon.
- **Security (PR_5227)** — TCP Port 1506 access is closed when Telnet or Stacking is disabled.
- **Web-browser interface (PR_5052)** — Executing the CLI command “no web-management” does not disable access to the web-browser interface.

Release E.07.21

Problems Resolved in Release E.07.21

- **ARP (PR_5185)** — ARP has been enhanced to have a configurable timeout value, beyond the current default of 20 minutes.

- **CDP (PR_5054)** — CDP multicasts are not passed when CDP is disabled on the switch.
- **CLI (PR_5053)** — Setting the telnet inactivity timeout from the CLI does not indicate a reboot is necessary for changes to take effect.

- **CLI (PR_4984)** — The definition of default gateway following the “ip?” in the CLI is stated as “Add/delete default route to/from routing tale.”, which is incorrect. Clarified help text for 'ip default-gateway' CLI command to state that this parameter is only used if routing is not enabled on the switch.

- **CLI (PR_5242)** — Information in the command “show boot-history” is not in the order claimed (most recent first).

- **Crash (PR_4621)** — The switch may crash with a message similar to:

```
NMI occurred: IP=0x00317d9c MSR:0x0000b000 LR:0x00013b88  
Task='eDrvPollRx' Task ID=0x1708f20 cr: 0x22000080 sp:0x01708e60 xer:
```

- **Crash (PR_5745)** — The switch may crash with a message similar to:

```
-> Divide by Zero Error: IP=0x801400c0 Task='sal_dpc_hi'  
Task ID=0x80616690 fp:0x00000000 sp:0x80616600 ra:0x800140060  
sr:0x1000af01
```

- **Crash (PR_5635)** — The switch may crash with a message similar to:

```
-> Assertion failed:0, file drvmem.c, line 167
```

- **Crash (PR_5679)** — The switch may crash with a message similar to:

```
-> Bus error: HW Addr=0x00000000 IP=0x00000000 Task='mNSR' Task  
ID=0x1725148 fp: 0x0000c4b0 sp:0x012e9780 lr:0x00330674
```

- **Crash (PR_5712)** — The switch may crash with a message similar to:

```
-> TLB Miss: Virtual Addr=0x00000000 IP=0x8002432c Task='tSmeDebug'
```

- **Crash (PR_5725)** — The switch may crash with a message similar to:

```
-> Assertion failed: nt, file dpc.c, line 169
```

- **Crash (PR_5846)** — WhatsUpGold telnet scan can cause switch to run out of memory and crash with error message similar to:

```
-> malloc_else_fatal() ran out of memory
```

- **Crash (PR_5955)** — The switch may crash with a message similar to:

```
Software exception at alpha_chassis_slot_sm.c:506
```

- **Crash (PR_4986)** — The switch may crash with a message similar to:

Software Fixes in Release E.06.xx through E.10.xx
Release E.07.21

```
-> Bus error: HW Addr=0x00ffffff IP=0x332c4530 Task='mSess1' Task
    ID=0x16a62f0 fp: 0x2e2e2e29 sp:0x016a61a0 lr:0x0010f028
```

This crash can occur when eight transceiver modules are installed and the command “interface all” is typed in the configuration context.

- **Crash (PR_5418)** — The switch may crash with a message similar to:

```
-> Software exception at rtsock.c:459 -- in 'tNetTask', task ID =
    0x1a225b0
```

- **Crash (PR_5635)** — The switch may crash with a message similar to:

```
-> Assertion failed:0, file drvmem.c, line 167
```

- **Crash (PR_5341)** — All three of the following steps must occur before the crash is exhibited:

1. A 1000-T port (without a link) is configured as a mirror destination port.
2. Another blade/port traffic is mirrored to that destination port.
3. Mirror destination port/blade will crash or hang after connecting, then disconnecting a 100T link with a message similar to:

```
Software exception at nc_fd_fi.c:693 - in 'mPmSlvCtrl'task ID =
    0x405e9cc8 -> netchip_FIOutboundFlush: Timeout reached!
```

- **Crash (PR_5236)** — The switch may crash with a message similar to:

```
-> AlphaSlaveAddrmgr.p 1021 this time
```

This crash can occur when a module is hot-swapped after downloading new software to the switch without rebooting.

- **Date/Time (PR_5264)** — The timezone can cause the date to wrap if the timezone is set to a valid, but negative value (like -720) without previously configuring the switch's time. The switch may report an invalid year (i.e. 2126).
- **DHCP** — If a client moves without first releasing its IP address, it will not receive a NAK, resulting in the client's inability to get an IP address at its new location.
- **Event Log (PR_5154)** — When a module fails to download, the severity code is INFO instead of WARNING.
- **Fault Finder/CLI (PR_4696)** — Setting fault finder sensitivity always resets action configuration to 'warn', when it should remain 'warn and disable'.
- **FFI/Port Counters (PR_5429)** — No errors are reported by the FFI or port counters when linking at 100 HDX on a Gigabit port with a duplex mismatch.
- **FFI/Port counters (PR_5280)** — FFI and port counters don't have consistent values.

- **Filter (PR_5132)** — Source port Filter on Dyn1 LACP trunk creates Multicast Filter entry that cannot be deleted.
- **Filter (PR_4833)** — Creating a source port filter for a port, moving the port into a trunk, and then reloading the saved TFTP configuration file results in a corrupted download file error.
- **Flow Control (PR_5102)** — Setting a port “X1” in 10-HDX, then attempting to turn on flow control returns an error similar to: “Error setting value fl for port X2”. The error should read “X1”.
- **GVRP (PR_5284)** — Port does not register VLAN even though advertisements are received.
- **Hot-swap (PR_4900)** — Hot-swapping a transceiver logs a message requesting to reboot the switch in order to enable the port, which is not necessary.
- **IGMP (PR_5736)** — If IGMP is turned on for multiple VLANs, and is then turned off for a single VLAN, the Data-Driven Mcast filters for that VLAN are not flushed.
- **IP (PR_5408)** — IP is causing the driver to apply source port filters incorrectly to non-routed packets.
- **IRDP (PR_5923)** — When running the 'rdisc' router discovery tool under Redhat 8.0 or 7.3, Linux reports “ICMP Router Advertise from <IP>: Too short 16 40” when a IRDP packet is received.
- **LACP/Port Security (PR_5059)** — With LACP on, the command “port-sec al l c action send-alarm” fails with a message similar to “learn-mode: Inconsistent value”.
- **Link Toggle Corruption (PR_5527)** — Addressed issue whereby toggling ports with active, bi-directional traffic could result in corrupted packets within the system.
- **Link-up Polling Interval (PR_5000)** — A delay of up to 1.7 seconds between plugging in a cable (linkbeat established) and traffic being forwarded to and from that port may cause problems with some time sensitive applications. For example, AppleTalk dynamic address negotiation can be affected, resulting in multiple devices using the same AppleTalk address.
- **Menu (PR_5346)** — The one-line help text below the password entry field, displays the message "Enter up to 16 characters (case sensitive), or just press <Enter> to quit". It should read "...sensitive...".
- **Meshing (PR_4969)** — Traffic on oversubscribed mesh links will migrate to other mesh links too slowly.
- **Meshing (PR_4980)** — Meshing does not maintain priority on encapsulated packets that are sent out non-mesh ports.

- **Multicast Filters (PR_4741)** — Any static multicast filters configured once the limit has been reached, would appear in the output of the “show filter” CLI command with only partial information. Switch now correctly returns error message “Unable to add filter” once limit has been reached.
- **OSPF (PR_88611)** — When configured for authentication-key type “simple passwords”, the switch does not include the password in OSPF packets.
- **Port Configuration (PR_5444)** — When interchanging 10/100-TX modules J4862A and J4862B, the port configuration of the module originally installed in the switch is lost.
- **Port counters (PR_5013)** — Hardware port counter filters for dot1dTpPortInDiscards not implemented.
- **Port counters (PR_5171)** — The “Total RX Error” counter is incorrect when the port has heavy 10HDx traffic.
- **Port counters (PR_5204)** — The Runt Rx counter in the detail port counter screen, does not increment when there are fragments.
- **Port counters (PR_5400)** — The 64-bit counter for the highest numbered port on a given module, does not update properly.
- **RADIUS (PR_4886)** — Pressing the tab key gives error message similar to “BAD CHARACTER IN ttyio_line: 0x9n” when entering a username for the radius prompt.
- **RSTP (PR_5449)** — There is a delay in the switch relearning MAC addresses when an RSTP port transitions from Blocking to Forwarding.
- **Self Test (PR_5113)** — There are intermittent port failures reported on ProCurve switch xl 100/1000-T modules (J4821A) while performing a packet self test, which was due to the packet test not seeing the very first packet.
- **SNMP (PR_5349)** — The switch does not send SNMP packets larger than 484 bytes.
- **SNTP/TIMEP (PR_5018)** — SNTP still runs when TIMEP is enabled.
- **Source Port Filters (PR_4669)** — Source port filters for illegal ports and trunk port members cannot be deleted from the CLI.
- **Source Port Filters (PR_4719)** — The switch does not automatically remove a source port filter for a trunk that has been deleted.
- **System Information (PR_5169)** — Up Time displayed is not correct.
- **TACACS (PR_5226)** — During TACACS Authentication the TACACS Server's IP address is shown on the switch's 'splash screen'.
- **TCP (PR_5227)** — TCP port 1506 is always open. Fix is to close TCP port 1506.

- **TFTP (PR_5034)** — Trying to TFTP a config onto the switch causes the switch to not complete its reload process. The switch hangs and does not come up.
- **VLANs (PR_4405)** — The VIDs of deleted VLANs are not removed from the switch's VLAN table, causing the switch to not allow new VLANs to be created (once the VID table is full).
- **Web (PR_5455)** — Bad URL was being mirrored back to the user following Nessus script attack test.
- **Web-Browser Interface (PR_5199)** — Having a ProCurve switch 4100gl series as a commander, and a ProCurve switch 4000m as a member of the stack, the stack commander was not checking security when doing passthrough.
- **Web-Browser Interface (PR_5052)** — The CLI does not disable the web-browser interface.
- **Web-Browser Interface (PR_5055)** — Missing firmware/ROM information in Web UI.
- **Web-Browser Interface (PR_5158)** — When clicking on the Web UI System Info “Apply Changes” button, a character appears under the “VLAN Configuration” tab.
- **Web-Browser Interface (PR_4976)** — Mis-spelled word on the product registration screen of the WEB UI. The phrase “...does not appears above...” is now “...does not appear above...”
- **Web-Browser Interface (PR_4996)** — When using a ProCurve Switch 4108 as a commander switch in the stack, a ProCurve Switch 2424M is not shown in the device view of the stack closeup in the web UI. The message “Device view, HP2424M, not supported by firmware of commander” is present instead of the device view.
- **Web-Browser Interface (PR_4904)** — When a transceiver is removed from the switch, its configuration is not cleared on the Status->port status screen of the web UI. The transceiver type will still show until a new transceiver is inserted.
- **Web-browser Interface (PR_4235)** — Web-browser port utilization label does not display the bandwidth number. Shows x% of 0Mb instead of x% of 100Mb or x% of 1Gb.
- **Web-Browser Interface (PR_4495)** — Administrator password can be used in combination with the operator username.

Release E.07.22

Problems Resolved in Release E.07.22

- **Meshing/Packet Buffer Depletion (PR_88694)** — Certain mesh topologies may cause packet buffers to be depleted on the switch. In this state the switch will generate an "Out of pkt buffers" Event Log message.

Software Fixes in Release E.06.xx through E.10.xx

Release E.07.27

- **OSPF (PR_88718)** — In topologies where the switch has redundant routes (via a directly connected link and via an OSPF learned route) to the same network, the switch does not learn the alternate route via OSPF when the directly connected link goes down.
- **Port Hang (Packet Not Forwarded) (PR_88613)** — Under certain traffic load conditions, ports that are toggling on the mini-GBIC module (J4878A) may stop transmitting packets.

Release E.07.27

Problems Resolved in Release E.07.27

- **Enhancement (PR_90365)** — Modifications have been made to the switch meshing code to allow limited mesh interoperability between E.07.x and pre-E.07.x software to allow easier upgrades of all switches in a mesh. (Current implementation does not allow switches running pre-E.07.x software to participate with meshed switches running E.07.x or greater.)
- **IGMP (PR_82491)** — A Group-Specific Query (GSQ) timeout is currently .2 to .6 seconds, rather than the specified default of 1 second.
- **IGMP (PR_90376)** — In some cases, the switch would display “0.0.0.0” for the output of the CLI command “show ip igmp”.
- **Meshing (PR_88689)** — A 12-switch mesh may cause the switch to temporarily run out of packet buffers.
- **Telnet (PR_82522)** — Switch TELNET connections were not closed properly resulting in new TELNET sessions being established which could result in the switch reaching its maximum number (3) of TELNET sessions.
- **Web-Browser Interface (PR_82530)** — A client using Sun java 1.3.X or 1.4.X to access the Web-Browser Interface of the switch, may cause the switch's CPU utilization to increase causing agent processes (such as console, telnet, STP, ping, etc.) to stop functioning.

Release E.07.29

Problems Resolved in Release E.07.29

- **ACL (No PR)** — The switch allows a user to execute a “no access-list” command for a non-existent ACE without responding with an appropriate error message.
- **ACL (PR_90250)** — Packets that match a “denied” ACL entry may cause the switch's CPU to run at full utilization.

- **ACL (PR_90415)** — On ACL entries such as “permit/deny tcp any any” the switch will incorrectly permit/deny UDP traffic. The same is inversely true for ACL entries such as “permit/deny udp any any” resulting in TCP traffic being permitted/denied.
- **ACL Performance (PR_90366)** — Addressed potential performance issues of cached TCP and UDP ACL entries.
- **Config (PR_88753)** — A 1000-FDX port setting in the switch config file is not processed properly, resulting in Gigabit-SX ports remaining in an “auto” port configuration. This is most often seen when reloading or TFTP’ing a config file to the switch.
- **Port-sec (PR_88612)** — Static MAC addresses are set up under port security with learn-mode “configure specific” to allow those MAC addresses to communicate through the switch. If one of those MAC addresses is removed via the Web interface of the switch and then re-entered, the owner of that MAC address cannot communicate through the switch.
- **Routing (PR_90554)** — Cached routing information was only updated by IP routable datagrams, and was not being updated by Layer-2 traffic such as ARP.
- **Self Test (PR_90777)** — A self test error may occur when a Gigabit-SX, or LX mini-GBIC module is inserted into the switch while powered on.
- **Spanning Tree (PR_90412)** — Enhancements made to 802.1w operation to address version 3 BPDU communication issues.

Release E.07.30

Problems Resolved in Release E.07.30

- **Agent Performance (PR_81861)** — The switch may get into a state where end nodes and other network devices cannot contact (ping, telnet, SNMP, etc.) the switch's agent.
- **Routing (PR_90802/91236)** — The switch may route packets out the wrong port due to a mismatch between the source and destination MAC addresses.

Release E.07.34

Problems Resolved in Release E.07.34

- **Agent Hang (PR_92802)** — The switch may become unresponsive or hang due to UDP port 1024 broadcast packets never being freed, after the TIMEP and SNTP clients are disabled on the switch.
- **Crash (PR_92659)** — Software exception at memrpt.c:1153 – in 'mInstCtrl', task ID = 0x1455a30

Software Fixes in Release E.06.xx through E.10.xx
Release E.07.37

- **IPv6 (PR_93171)** — The switch does not forward IPv6 Router Solicitation/Advertisements when IGMP is enabled.
- **Routing/Agent Performance (PR_95009)** — Routing performance may be degraded due to the aging of host route entries. In this scenario, traffic will be routed through the switch software, thereby resulting in lower performance of routing and agent access (TELNET, SNMP, ping, etc.) operations.
- **VLAN (PR_92466)** — The switch may experience a Bus error related to 802.1X/unauthorized VLAN. The Bus error is similar to:

```
Bus error: HW Addr=0x3861000c IP=0x002df470 Task='mAdMgrCtrl' Task
ID=0x16e616 0 fp: 0x006a090c sp:0x016e5df0 lr:0x0021d6d8
```

Release E.07.37

Problems Resolved in Release E.07.37

- **Crash (PR_90217)** — The switch may crash under high stress in a very large mesh topology with a message similar to:

```
Bus error: HW Addr=0x08040010 IP=0x002c8b48 Task='eDrvPoll' Task
ID=0x177fdb0 fp: 0x01682e38 sp:0x0177f9e8 lr:0x002c8ae0.
```
- **Crash (PR_90374)** — The J4878A mini-GBIC module may cause the switch to crash with a message similar to:

```
"Slot B SubSystem 0 went down: 01/01/90 13:05:41 Software exception
at dmaRx.c:211 -- in 'tDevPollRx', task ID = 0x40808b78 -> FAULTY INK
PARTNER CONNECTED ON SLOT".
```
- **Crash (PR_94852)** — The switch may crash when in a mesh configuration with a message similar to:

```
Bus error: HW Addr=0xdc37e837 IP=0x002c944c Task='eDrvPoll' Task
ID=0x173fdb0 fp: 0x01054468 sp:0x0173fa50 lr:0x002c93c0.
```
- **Crash (PR_95284)** — If a user enters an invalid MAC address during the Port Security configuration within the CLI, the switch may crash with a message similar to:

```
Software exception at exception.c:345 -- in 'mSess1', task ID = 0x141ae70
-> Memory system error at 0x131b5a0 - memPartFree
```
- **Meshing (PR_96007)** — If a mesh link is broken then shortly followed by the learning of new MAC addresses, the switch may exhibit problems such as bus errors and/or improper communication with other mesh switches.

- **SNMP (PR_96999)** — When the switch is reset (or power-cycled) after configuring an SNMP Community Name with “Operator/Restricted” Rights, it will still allow SNMP sets (writes) to MIB objects.

Release E.07.40

Problems Resolved in Release E.07.40

- **Agent Hang (PR_97705)** — Agent processes (Ping, TELNET, SNMP, etc.) may stop functioning.
- **ARP (PR_92421/93008/97993)** — Default ARP aging time is 1,200 minutes when it should be 20 minutes. User-configured ARP aging times do work correctly.
- **Crash (PR_95293)** — The switch may crash with a message similar to:

```
Bus error: HW Addr=0x08000001 IP=0x00267cc4 Task='mIpAdMCtrl' Task ID=0x150520 fp: 0x00000020 ip:0x01505100 lr:0x00267ca0
```

This crash has been associated with traffic patterns generated by the Blaster and Welchia worms.
- **Crash (PR_96236)** — The switch may crash with a message similar to:

```
"Software exception at ipaddrmgrSCtrl.c:2108 -- in 'mIpAdMUpCt'"
```
- **Crash (PR_97048/97083)** — The switch may crash with a message similar to:

```
Bus error: HW Addr=0x1bee13a8 IP=0x00267b68 Task='mIpAdMCtrl' Task ID=0x14c2fe0 fp: 0x00000028 sp:0x014c2e98 lr:0x00267b58. In QA code: Software exception at route.c:296. Attempt to free a null route.
```
- **Hang (PR_97031)** — Switch may hang (routing and console) due to infinite loop issue in ACL code.
- **Routing (PR_98494/97301)** — The switch may exhibit slower-than-normal routing performance due to route entries not being aged properly.
- **Routing (PR_98847)** — Under some conditions when there are more than 32 VLANs and IGMP enabled, the switch may not route.
- **X-modem (PR_95748)** — When trying to download a zero-length OS file to the switch, the switch may crash with a message similar to:

```
Software exception at fileTransfer.c:552 -- in 'mftTask', task ID = 0x1241ca8 -> Could not open file.
```

Release E.08.01

Problems Resolved in Release E.08.01

- **ACL (PR_94945)** — 5300 allows duplicate ACEs (Access Control Entries) to be entered within an ACL.
- **CERT (PR_96648)** — Applied OpenSSH patches to switch for CERT Advisory CA-2003-24 related problems.
- **CLI (PR_81948)** — There are currently two “enable” commands present within the “Interface Config” context; one is to enable the port, the other is to enter manager context. The “enable” command is now filtered when not in the Operator Context within CLI.
- **CLI (PR_82475)** — The help text displayed for source-route is incorrect when auto-extend is applied to the command “IP”.
- **CLI (PR_90302)** — The help text within CLI for the “Interfaces” command is grammatically incorrect.
- **Crash (PR_88831)** — The switch may crash with a message similar to:

```
02/27/03 15:48:09 Bus error: HW Addr=0x02000000 IP=0x0013866c
Task='mSess2' Task ID=0x1654700fp: 0x01654a40 sp:0x016533a0
lr:0x0013874
```
- **Crash (PR_100002979)** — The switch may crash with a message similar to:

```
Software exception at rstp_port_role_sm.c:44 -- in 'mRstpCtrl', task
ID = 0x1379a48-> ASSERT: failed
```
- **Crash (PR_100003288)** — The 10/100 Module (J4820A) under conditions of heavy port toggling may crash with a message similar to:

```
Software exception @ dmaRx.c: 237.
```
- **Crash (PR_89847)** — The switch may crash with a message similar to:

```
Software exception in ISR at alpha_hs_int.c:547
-> NCI_INTERRUPT_ERROR. Slot 3 NCI_IntReg=0x4000
```
- **Enhancement (PR_81844)** — Enhancement to improve “Debug HELP” information provided via CLI.
- **IP (PR_100000728)** — The switch does not notify the IP Address Manager when an RSTP topology change occurs.
- **Logging (PR_82509)** — The switch will reboot when an invalid IP address is assigned to the logging feature, while “Logging” is turned off.

- **Meshing (PR_82502)** — Improved meshing performance during network conditions when there are large volumes of Port “learns” and “moves”.
- **Routing (PR_93205)** — The switch incorrectly allows for a configuration in which a static route can be configured as 127.x.x.x.
- **RSTP (PR_1000001612)** — A port takes approximately 30 seconds to go into the Forwarding state.
- **Security (PR_90899)** — After configuring a port to be "learn-mode configured", the "show port security" output within the CLI lists "Static" as the learn mode, rather than “Configured”, as it should be.
- **Security (PR_91855)** — The switch may fail to forward authentication requests to a RADIUS server when an unauthorized VID is configured and “Port-Security” is set to 802.1x.
- **Syslog (PR_91123)** — The switch may fail to send messages to a configured Syslog server.
- **VLAN (PR_92426)** — Unable to delete a VLAN by name if the name is numeric within the CLI.
- **Web Agent (PR_82157)** — There is a missing graphic in the upper left hand corner of the “First time installation” pop up window.
- **Web UI (PR_90858)** — Unable to clear the “VLAN Name” text field after 12 characters are entered within the Web UI.
- **XRMON (PR_98199)** — The “BroadcastPackets” counters for MIB object 1.3.6.1.2.1.16.1.1.1.6 on the 53xx series switch are incorrect.

Release E.08.03

Problems Resolved in Release E.08.03

- **Crash (PR_1000007148)** — The switch may crash with a message similar to:

```
Bus error: HW Addr=0x7c7343b2 IP=0x002c3e54 Task='mIpAdMCtrl'.
```
- **Crash (PR_1000007227)** — The switch may crash with a message similar to:

```
Software exception at alloc_free.c:485 -- in 'tDevPollTx', task ID = 0x17a3.
```

Release E.08.07

Problems Resolved in Release E.08.07

Software Fixes in Release E.06.xx through E.10.xx
Release E.08.07

- **ACL (PR_100006679)** — The configured ACL “Range” parameter may not function properly after a reboot.
- **CLI (PR_82086)** — The command **show mac <mac-address>** does not function.
- **CLI (PR_100000560)** — The port security “Help” screen has been updated to include learn mode "Limited-Continuous".
- **CLI (PR_100004025)** — After the switch is up for approximately 49 days, the “Up Time” from the **show system** command will not be accurate.
- **CLI (PR_1000095690)** — Error message improved when a user enters an Interface Name that is too long.
- **Crash (PR_100004216)** — The switch may crash with a message similar to:
Driver corrupted - Slave Bus Error: dmaTxPollPackets.c:724
- **Crash (PR_100005210)** — The switch may crash with a message similar to:
Exception in ISR at dmaRx.c:830
- **Crash (PR_100005829)** — The switch may crash with a message similar to:
Software exception at alphaHwRateLimits.c:84
- **Crash (PR_100005902)** — In cases where a heartbeat failure may occur, the switch will provide more specific and informative crash information.
- **Crash (PR_100006392)** — The switch may crash with a message similar to:
Software exception at pmgr_util.c:1500 -- in 'mLACPctrl'
- **Crash (PR_100006427)** — The switch may crash with a message similar to:
Software exception at lacp_util.c:1723 - in 'mLACPctrl'
- **Crash (PR_100006833)** — The switch may crash with a message similar to:
Slave crash at AlphaSlaveLearn.c:1576
- **Crash (PR_100006967)** — The switch may crash with a message similar to:
Exception at sw_malloc.c:141 Out of Memory - SSH
- **Crash (PR_100006988)** — The switch may crash with a message similar to:
Slave crash in ISR @ dmaRx.c:838
- **Crash (PR_100007148)** — The switch may crash with a message similar to:
Bus error: HW Addr=0x7c7343b2 IP=0x002c3e54 Task='mIpAdMctrl'
- **Crash (PR_100007221)** — The switch may crash with a message similar to:

Slave crash in mPmSlvCtrl at nc:phy.c:594

- **Crash (PR_100007227)** — The switch may crash with a message similar to:
Software exception at alloc_free.c:485 -- in 'tDevPollTx', task ID = 0x17a3c58'
- **Crash (PR_1000011477)** — The switch may crash with a message similar to:
Bus error: HW Addr=0x06836252 IP=0x00444f14 Task='mHttpCtrl' Task ID=0x11257f8
- **Crash (PR_1000011517)** — The switch may crash with a message similar to:
Slave crash in ISR at dmaRx.c:838
- **Crash (PR_1000013156)** — Addressed master crash problem in memory system.
- **IP Helper (PR_1000004029)** — Number of IP Helper addresses increased to 256 on the 5300.
- **MAC Authentication (PR_1000019250)** — The switch will crash if a MAC Authentication configured port is then configured for Trunking.
- **Meshing (PR_1000012101)** — A meshed switch may cause a broadcast loop on the network after a new module is inserted.
- **MDI/MDI-X (PR_1000001452)** - MDI/MDIX mode not described in help.
- **Port Monitoring (PR_1000012218)** — When port monitoring is configured, meshing protocol packets may be sent out the wrong meshed ports.
- **Port Security (PR_10000001437)** — Eavesdrop prevention.
- **RMON (PR_1000011690)** — When RMON thresholds in the switch are exceeded, no trap is generated.
- **STP (PR_1000005371)** — Unable to set spanning tree "hello-time" via CLI in STP mode.
- **VLAN (PR_1000006670)** — If a port resides only in a protocol VLAN, the menu will not allow the user to save changes from the VLAN configuration window within the menu.
- **Web UI (PR_1000000256)** — The Web UI may display a module as a "humpback module"
- **Web UI (PR_1000007144)** — The VLAN Configuration help link is not available within the Web UI.

Release E.08.30

Problems Resolved in Release E.08.30

- **Auto-TFTP (PR_20802)** — Configuring the **auto-tftp** command with an incorrect IP address for the TFTP server can cause the switch to reboot every 5-15 minutes.
- **CLI (PR_100000769)** — **update** and **upgrade-software** should not be normal CLI commands.
- **CLI (PR_100001384)** — Misspelling in CLI Help screen for the **static-mac** command.
- **CLI (PR_100001897)** — Help screen for **logging** command does not mention 'Major' logs.
- **CLI (PR_100001628)** — The CLI may incorrectly reject the adding of ports to a VLAN, and respond with an `Inconsistent Value` error message.
- **CLI (PR_100005912)** — The slot/module identifications within the CLI are incorrect and show slots numerically, rather than alphabetically.
- **CLI (PR_1000097427)** — Extraneous columns in the **show authentication** command.
- **Config (PR_1000020659)** — ProCurve 24 port 10/100 POE module identified with part number J8151A rather than with the appropriate part number, J8161A.
- **CDP (PR_1000004099)** — CDP advertises the switch as being only a router when routing is enabled. Changes made so that the switch now advertises itself as both a router and a switch when routing is enabled.
- **Crash (PR_1000007319)** — The switch may crash with a message similar to:

```
Software exception in ISR at dmaRx.c:830 -> No resources available
```
- **Crash (PR_1000019386)** — The switch may crash with a message similar to:

```
NMI occured: IP=0x00466f68 MSR:0x0000b032 LR:0x00000000  
Task='eDMAEmg001' Task ID=0x1625f58 cr: 0x22000000 sp:0x01625eb0  
xer:0x00000000
```
- **Enhancement (PR_1000020429)** — Added the **show chassis-version** CLI command.
- **Help (PR_1000000560)** — Within the CLI, the Port Security Help file does not reference the learn mode "Limited-Continuous".
- **Help (PR_1000013464)** — The **show mac-address** Help text is too long and exceeds the 80 character limitation.
- **Monitoring Port (PR_1000012218)** — Port monitoring a mesh port can cause mesh packets to be transmitted out the wrong port.

- **PIM (PR_1000004117)** — “Expiry Time” changed to “Expire Time” following the **show ip PIM neighbor lists** command within the CLI.
- **PIM (PR_1000004818)** — PIM may not go into a forwarding state when a new neighbor that doesn’t support state refresh connects.
- **PIM (PR_1000005019)** — PIM will forward state refresh that is not from the assert winner.
- **PoE (PR_1000019004)** — Extraneous Power Denied messages have been eliminated when EPS power has been lost.
- **Port Security (PR_1000013075)** — A port with Port Security enabled may learn addresses beyond its configured limit, and require a reboot to clear.
- **SSH (PR_1000003227)** — Need a special case for the SSH protocol-version configuration parameter to provide compatibility when back-revving to pre-E.08.xx code.
- **SSH (PR_1000004993)** — Memory corruption in SSH function.
- **SSL (PR_1000012823)** — SSL code modifications.
- **VLANs (PR_1000006670)** — Protocol VLANs configured in the CLI may not show up in the VLAN menu config screen and report that the member ports are orphaned.

Release E.08.42

Problems Resolved in Release E.08.42

- **ACL (PR_1000023119)** — An invalid VLAN ACL will remain in the configuration.
- **CLI (PR_1000002138)** — Incorrect message displayed in the CLI **aaa port-access** command.
- **CLI (PR_1000022443)** — Within the CLI Menu context, user unable to set a port as an untagged member of a VLAN.
- **CLI (PR_1000085477)** — The word "Specify" in ‘ip route’ is misspelled.
- **CLI (PR_1000085495)** — The word "unavailability" is spelled wrong for the “radius server dead-time” description within the CLI.
- **Crash (PR_1000021489)** — The switch may crash with a message similar to:
Software exception at i2cdriver.c:75 in 'swInitTask'
- **Crash (PR_1000021567)** — The switch may crash with a message similar to:
Software exception @ ipaddrmgrSCtrl.c:565
- **Crash (PR_1000022106)** — The switch may crash with a message similar to:
Exception hit in alphaSLaveLearn.c:1534

Software Fixes in Release E.06.xx through E.10.xx

Release E.08.53

- **Crash (PR_1000022814)** — The switch may crash with a message similar to:
Software exception at alpha_chassis_slot_sm.c:563 -- in 'eChassMgr',
task ID = 0
- **Crash (PR_1000086916)** — The switch may crash with a message similar to:
Software exception at if_ether.c:693 -- in 'tNetTask', task ID =
0x196d9b0 -> ASSERT: failed
- **Crash (PR_1000087055)** — The switch may crash with a message similar to:
Software exception at ssh_utils.c:973 -- 'mftTask'
- **Hang (PR_1000006985)** — The switch management may hang due to a memory corruption.
- **Security (PR_1000021329)** — Within the Web UI, the "Address Limit" value was always displayed as **4** for a learn mode of **Limited**.
- **Security (PR_1000021732)** — A configured IP Authorized Manager will fail following a reboot.
- **Security (PR_1000085928)** — The **show port-access authenticator 1** CLI command shows all port-access configured, but should show information for specified ports only.
- **SFlow (PR_1000021518)** — SFlow returns **sysUpTime** in 100ths of seconds, rather than 1000ths.
- **SFlow (PR_1000021776)** — The SFlow **sysUpTime** is not in sync with the switch **sysUpTime**.
- **SSH (PR_1000087086)** — The switch does not report an error message after rejecting a public key file with more than 10 keys.
- **Web UI (PR_89899)** — The Web UI port statistic counters are overwriting one another.
- **Web UI (PR_1000021867)** — VLAN context within Web UI may not allow untagged ports to be added to a VLAN.
- **Web UI (PR_1000085927)** — The Help text is not available from the authorized manager screen.

Release E.08.53

Problems Resolved in Release E.08.53

- **IP Helper/DHCP Relay (PR_1*197046)** — May not handle "DHCP Inform" relay properly.
- **NAT (PR_1*199309)** — Routing to some end nodes fails when a cable is moved from one port to another or when the equivalent action happens due to XRRP fail-over or fail-back.
- **NAT (PR_1*203787)** — NAT problem when the switch has multiple VLANs configured on a port with routing enabled (that is, the one-armed router scenario)

- **SNMP/Authorized Manager (PR_1*86062)** — SNMP Sets allowed when in Operator mode and IP Authorized-Manager is set.

Release E.09.02 (Beta Only)

Problems Resolved in Release E.09.02

- **DMA Driver (PR_1000209595)** — ASSERT_RESOURCE prints No resources available if it fails.
- **IP Addmgr (PR_1000202539)** — ARP cache gets cleared whenever a port comes up.
- **IP Addmgr (PR_1000206356)** — Software exception at ipamMAcl.c:712 -- host table filled with no ACLs.
- **MGR (PR_1000202237)** — VLAN MAC table flushing does not work.
- **Mirror Port (PR_1000204834)** — Mirror-Port adds a VLAN tag to untagged, monitored traffic.
- **NAT (PR_1000199309)** — NAT getting lost when cable moved.
- **Other (PR_1000204617)** — Port mirroring and ACLS cause blade assert at dmaRx.c:1319.
- **Other (PR_1000208358)** — Mac-to-Host route table mismatch.
- **Other (PR_1000092011)** — Software exception at c:356 -- in 'mHttpCtrl'.
- **Password (PR_1000201614)** — Non-Null terminated password causes bus error crash in setup menu.
- **Rate Limiting (PR_1000201978)** — Radius rate-limiting-ingress should allow greater than 100%.
- **RMON (PR_1000011690)** — When RMON thresholds in the switch are exceeded, no trap is generated.
- **Self-Test (PR_1000200371)** — Ports are not isolated during the selftest internal loopback testing.
- **SNMP (PR_1000196170)** — Traps are not buffered before the IP stack is initialized, causing the possibility of missing some traps generated during startup.
- **SNTP (PR_1000199632)** — NTP (SNTP) version 4 broadcast ignored by switch.
- **Tst.System (PR_1000204782)** — Bus error when copying a configuration to the switch.

Release E.09.03

Problems Resolved in Release E.09.03

- **SNMP Trap (PR_1000212170)** — Switch transmits Warm and Cold Start traps with an agent address of 0.0.0.0.
- **Telnet Hang (PR_1000215388)** — When a user executes the **show configuration <filename>** command in a Telnet session and the file is longer than a single screen, the user's Telnet session may hang.

Release E.09.04 (Beta Only)

Problems Resolved in Release E.09.04

- **PIM (PR_1000206791)** — With PIM enabled, an IGMP "leave" received from one subscriber causes all IP multicast streams to pause and then resume.

Release E.09.05 (Beta Only)

Problems Resolved in Release E.09.05

- **CLI/STP (PR_1000214598)** — Switch does not accept the "spanning-tree 1 mode fast" CLI command. Switch does accept and implement the span tree port mode fast setting via the menu options. However, the setting does not show up in the running configuration.
- **LLDP (PR_1000213942)** — Neighbor entry is deleted and re-learned when port admin-status is changed from rxonly to tx_rx.

Release E.09.06 (Beta Only)

Problems Resolved in Release E.09.06

- **Config/Stack (PR_1000216051)** — Copying a previously saved startup-configuration that has "stack join (mac address)" to a member switch of the IP stack breaks the membership of that same stack. Stack commander reports member "mismatched".
- **Web (PR_80857)** — Java files are JDK 1.1, which are not Win2k compliant. (For this fix they were recompiled using JDK 1.2.)
- **Web UI/Port Status (PR_93721)** — The Port Status screen does not display all ports in the Web user interface, and the scroll bar does not work.

Release E.09.07 (Beta Only)

Problems Resolved in Release E.09.07

- **QoS (PR_1000216179)** — QoS DSCP is not maintained when the switch routes the packet.

Release E.09.08 (Beta Only)

Problems Resolved in Release E.09.08

- **Crash (PR_1000207542)** — The switch may crash with a bus error or a task hang.
- **Port Security (PR_1000203984)** — Switch allows a user to enter more MAC addresses than the configured limit.

Release E.09.09 (Beta Only)

Problems Resolved in Release E.09.09

- **XRRP (PR_1000217651)** — XRRP may cause excessive event log messages.

Release E.09.10 (Not a General Release)

Problems Resolved in Release E.09.10

- **OSPF/Routing (PR_1000202847)** — Asymmetrical routing with equal-cost paths results in high CPU utilization and dropped packets. NOTE: This bug fix is NOT included in E.09.21, but it is in releases E.09.22 and later.

Release E.09.21 (Beta Only)

Problems Resolved in Release E.09.21

- **CLI/GVRP (PR_1000216305)** — The GVRP command **no VLAN <vid> forbid <ports>** incorrectly deletes ports configured for AUTO mode.
- **Crash (PR_1000216170)** —The switch will crash with an 'mftTask' Bus Error after uploading a startup-configuration from a TFTP server. The switch accepts the command with no errors. However, the system will immediately crash after the reboot.
- **Crash (PR_1000021764)** —The switch may crash with a message similar to:

```
Software exception in dmaRx.c:839.
```

Software Fixes in Release E.06.xx through E.10.xx

Release E.09.22

- **Crash/LLDP (PR_1000217480)** —The switch may crash with a Bus error specifying "Task = mlldpCtrl".
- **Crash/SSH (PR_1000192010)** —The switch may crash with a message similar to:
Software exception at exception.c:328 -- in 'tSsh0', task ID = 0x101c590.
- **Crash/Static Route (PR_1000217354)** —The switch may crash with a Bus error in mSnmpCtrl when adding a less-specific static route.
- **LLDP (PR_1000202129)** — The command **show lldp info remote** does not provide correct information.
- **LLDP/Mesh (PR_1000216041)** — Switch does not issue an Event Log message if LLDP is configured inconsistently among mesh neighbors.
- **MAC Authorization (PR_1000212868)** — MAC Authorization ages out a client prematurely when the client passes traffic in multiple VLANs.
- **Port Security (PR_1000210932)** — Open VLAN mode (Unauthorized VLAN) does not work correctly with any port-security learn-mode.
- **SSH (PR_1000207275)** — The Codenomicon test tool causes memory leaks in SSH.
- **Virus Throttling (PR_1000213532)** — The command **show conn throttled-hosts** displays hosts on ports set to notify-only.
- **Web UI (PR_1000191635)** — Port column may not be sorted correctly in all Web user interface screens.

Release E.09.22

Problems Resolved in Release E.09.22

- **CLI (PR_1000223516)** — CLI hangs when entering certain port commands such as those involving Web MAC authentication or 802.1X.
- **MDI/MDI-X (PR_1000220687)** — Switch does not report the state of MDI/MDI-X correctly for ports on the J8161A PoE module.
- **RSTP (PR_99049)** — Switch does not detect and block network topology loops on a single port. For example, the port connects to a hub that has a loop or the port connects to an inactive node via IBM 'Type 1' cable.

Release E.09.23 (Beta Only)

Problems Resolved in Release E.09.23

- **802.1s (PR_1000207608)** — After the Spanning Tree Root Bridge is negotiated the non-root ProCurve Switch continues to send out BPDUs claiming to be the Spanning Tree Root, resulting in possible instability in the STP topology. Support: This is the 'Force10/yahoo' fix, merged from the 2800.
- **Config (PR_1000215024)** — Memory leak when loading a configuration file from a TFTP server.
- **MST (PR_1000222230)** — MSTP (802.1s) sometimes fails to block a loopback connection.
- **Web UI (PR_1000214188)** — Problems with scroll bar after resizing window.
- **Web UI (PR_1000223183)** — VLANs are not displayed in QoS configuration.
- **Web (PR_1000214188)** — Problems with the scroll bar after resizing window.
- **Web (PR_1000223183)** — VLANs are not displayed in QoS configuration screen.

Release E.09.24 (Beta Only)

Problems Resolved in Release E.09.24

- **XRRP (PR_1000217922)** — XRRP router in infinite-failback mode can sometimes give up IP address control.

Release E.09.25 (Beta Only)

Problems Resolved in Release E.09.25

- **Config (PR_1000233062)** — Download of Configuration to alternate configuration not working.
- **XRRP (PR_1000217922)** — There is a small possibility that the XRRP Router will fail back to the XRRP peer even if infinite failback is enabled when running 802.1d and XRRP routers are redundantly connected to a large switch domain.

Release E.09.26 (Beta Only)

Problems Resolved in Release E.09.26

- **Config (PR_1000228888)** — The console becomes unresponsive (“hangs” or “freezes”) when attempting to issue a configuration command, and then 802.1X and Web/MAC Authentication functions in the Switch do not operate.
- **Config (PR_1000229407)** — Edge ports on a switch with MSTP are lost when the configuration is TFTPed in from a TFTP server.

Software Fixes in Release E.06.xx through E.10.xx

Release E.09.29 (Beta Only)

- **Hang (PR_1000228888)** — The Console becomes unresponsive (“hangs” or “freezes”) when attempting to issue a configuration command, resulting in 802.1X and Web/MAC Authentication functions in the Switch ceasing to operate.
- **MSTP (PR_1000229407)** — The Switch loses the MSTP 'edge-port' configuration when the user TFTP's the configuration file from a server.

Release E.09.29 (Beta Only)

Problems Resolved in Release E.09.29

- **Crash (PR_1000229656)** — When RADIUS server is unavailable, the following message appears:

```
Software Exception at exception.c:373 -- in 'tHttpd', task ID =
0x257dda8 -> Memory system error at 0x 24ea750 - memPartFree
```
- **Crash (PR_1000235856)** — **show tech'** causes:

```
Software exception at dmaRx.c:868 -> ASSERT
```
- **Other (PR_1000221018)** — Menu leaves proxy-ARP configured when IP routing is disabled.
- **Other (PR_94943)** — The Setup screen allows an illegal configuration (Proxy-ARP). Using the “Setup” utility, you can toggle the Proxy-ARP entry (at the bottom of the screen) even though IP routing is NOT enabled on the system.
- **Proxy ARP (PR_94943)** — Setup screen allows illegal configuration (proxy-arp).
- **Proxy ARP (PR1000221018)** — Menu leaves proxy-arp configured when routing is disabled.
- **XRRP (PR_1000217922)** — XRRP router in infinite-failback mode can sometimes give up control of its IP address.

Release E.10.02

Problems Resolved in Release E.10.02

- **CLI (PR_1000223516)** — CLI hang when performing command involving 802.1X, Web/MAC authentication or port.
- **Config (PR_1000207697)** — Loading a startup-config file fails when file declares a new VLAN as a management VLAN.

- **Config (PR_1000215370)** — Configuration file upper/lower case is not consistent. When looking and viewing file there is inconsistencies between what is shown and what can be tab completed
 - **Crash (PR_1000229613)** — A secondary flash update via PCM+ causes a bus error crash.
 - **Crash (PR_1000243402)** — Null semaphore usage in SSH. (The switch may crash when “exit” is issued from slot context.)
 - **Crash (PR_1000233993)** — A switch crash occurs after an **snmpgetnext** on the CDP MIB. Software exception at `exception.c:373 -- memory system error.`
 - **Crash (PR_1000232283)** — Multiple TFTP requests from PCM cause a switch crash “Software exception at `fileTransferTFTP.c:182 -- in 'mftTask', task ID = 0x107ee0.`”
 - **Crash-OSPF (PR_1000234773)** — Within a VLAN configured with an OSPF key-chain 255, any time an external device is plugged into the VLAN on the 5300xl switch configured with the key-chain, the 5300xl switch crashes with an `ifInfo task: SubSystem 0` indicator.
 - **J8162A (PR_1000219468)** — No Event Log message when user reboots J8162A Access Control Module without first shutting it down.
 - **LLDP (PR_1000220937)** — LLDP advertises the base MAC address when no VLAN-IP exists. LLDP advertises “127.0.0.1” as the management TLV information on a port when no IP address is configured on any VLAN that this port belongs to. It should advertise the switch’s base MAC address instead.
 - **LLDP (PR_1000241315)** — **show lldp** issues:
 - Port descriptor may be corrupted, as displayed, if > 4.
 - PortID type of MAC-address is truncated.
 - ChassisId of type network-address is shown in MAC address format.
 - Remote Management Address type ethernet is shown in IP format.
 - Inconsistent name for PortDescr in detail view and summary (“PortDesc” vs “Port-Name”).
 - **MST (PR_1000227432)** — Learning flag is not set when CIST port states are transitioning.
 - **Other (PR_1000214324)** — J8162A Access Controller module VLAN base configuration record. Should not create an “access-controller vlan-base” command in the remote configuration file if there is no J8162A blade in the system AND no J8162A has been configured for the switch. (There are no client VLANs on the switch.)
 - **Other (PR_1000085508)** — A mini-GBIC is not recognized if the J4878A is hot-swapped during boot-up.
 - **Other (PR_1000221089)** — The 64-bit counters are not correct.
-

- **Other (PR_1000227607)** — Problem with **show fault-finder**. The table contains two extra empty IDs.
- **Other (PR_1000235094)** — With HTTP/RADIUS, a username/password box appears for every switch between the manager and operator pages. If the Web user interface for the switch management is configured login/enable with either RADIUS/local or local/RADIUS, and local username/passwords are set and are not the same as for RADIUS, then a username/password box/prompt appears for every instance where there is a switch between an operator-level Web page (such as Status) and a manager-level Web page (such as Configuration), and the reverse.
- **PIM-DM (PR_1000235581)** — PIM DM does not always prune when Switch receives a PIM Prune message.
- **Port Security (PR_1000244293)** — Web/MAC Authentication clients do not de-authenticate immediately.
- **RMON (PR_1000240752)** — The RMON and FFI severities need correct mapping. The FFI severity levels are from low to high, whereas the RMON severity levels are mapped from high to low.
- **SFTP (PR_1000227950)** — SFTP image “puts” to a switch low on memory does not succeed. The Event log shows

```
update: Disabled RMON to retrieve memory for download
```

on a 5300xl switch that has ~6.7M of free memory available. The transfer does not take place and the Event log message is displayed for every attempt.
- **STP (PR_1000234771)** — The switch does not do spanning-tree fast-aging when Web-authentication changes aging for LPORT.
- **Update (PR_1000227992)** — SFTP allows an image upload of firmware for a different platform (switch model).
- **Virus Throttling (PR_1000237928)** — Add port names to the rest of the virus throttling RMON messages. Three of the existing virus throttling messages do not have the LPORT information.
- **XRRP/802.1s (PR_1000240958)** — XRRP fail-over communication issues when MSTP is also configured.

Release E.10.03

Problems Resolved in Release E.10.03

- **MAC Auth/Web Auth (PR_1000244293)** - Web and MAC authentication clients do not de-authenticate immediately.

- **Config (PR_1000246102)** - The **show config** command indicates a configuration file named "config" already exists.

Release E.10.04

Problems Resolved in Release E.10.04

- **Console/TELNET (PR_1000278912)** - The 5300xl console will lock up when connected via the console port and attempting to establish a TELNET connection into a remote switch.
- **Meshing (PR_1000218463)** - If a mesh link goes down and a redundant (xSTP) link external to the mesh goes into a forwarding state, connectivity across the mesh may be lost for a previously learned MAC address.
- **SNMP (PR_1000003378)** - SNMP switch time may drift with event log updates occurring every 1.5 hours.

Release E.10.05

Problems Resolved in Release E.10.05

- **ACL (PR_1000283338)** - The commands "show port-access mac" and "show port-access web" incorrectly display the number of clients authenticated.
- **Crash (PR_1000282444)** - When enabling OSPF MD5, the switch may crash with a message similar to:

```
Software exception at exception.c:373 -- in 'mSess1'.
```
- **mini-GBIC (PR_1000283081)** — After hot-swapping a mini-GBIC, the Link and Activity LEDs do not turn on.
- **mini-GBIC (PR_1000283082)** — Some Gigabit LX mini-GBICs may fail when the mini-GBIC switch module is hot-swapped.
- **mini-GBIC (PR_1000283084)** — When a mini-GBIC is removed from the module, the Fault and Port LEDs will continue to flash.
- **RADIUS (PR_1000285456)** — If more than one RADIUS assigned vendor specific attribute (including Port-cos, rate-limiting-ingress, or ACLs) is configured with a non-vendor specific attribute, only the first vendor specific attribute may be recognized by switch.
- **Web UI/mini-GBIC (PR_1000279145)** — When using the web user interface, the switch will not display an indication of the Gigabit 1000Base-T mini-GBIC (J8177B) from the Configuration tab "Device View".

Software Fixes in Release E.06.xx through E.10.xx

Release E.10.06

- **XRRP (PR_1000280213)** — When configuring a XRRP instance, the following error message is logged, although the particular subnet is configured properly

No subnet configured for the IP address.

Release E.10.06

Problems Resolved in Release E.10.06

- **RSTP (PR_1000286883)** — Slow RSTP fail-over and fall-back time.

Release E.10.07

Problems Resolved in Release E.10.07

- **802.1X (PR_1000290453)** — 802.1X stops and restarts the accounting session during re-authentication.
- **802.1X (PR_1000216987)** — An 802.1X client may age out prematurely if it communicates in multiple VLANs.
- **802.1X (PR_1000235378)** — When client based authentication was introduced in E.09.02, the port based authentication mode, which allows an unlimited number of clients per port, was inadvertently removed
- **Crash (PR_1000290428)** — When a non-genuine mini-GBIC is installed into the switch, the switch may crash with a message similar to:

```
"chassis: Slot A Software exception at port_sm.c:316 -- in  
'mPmSlvCtrl', task ID = 0x4059c9d4."
```
- **Web-Authentication (PR_1000230444)** — Some clients may not receive a Web-Authentication screen when using port-based Web-Authentication. This may occur if a client receives the same unauthorized DHCP address that a previous authorized client had used.

Release E.10.08

Problems Resolved in Release E.10.08

- **Enhancement (PR_1000290489)** — Support for “Friendly Port Names” was added.

Release E.10.09

Problems Resolved in Release E.10.09

- **Config (PR_1000301498)** — The user cannot manually configure an IP address using the "setup" menu.
- **FEC/CDP (PR_1000285111)** — FEC and CDP transmit removal.
- **Routing (PR_1000297773)** — Certain types of traffic cause the switch to route very slowly and drop packets.
- **RSTP (PR_1000297195)** — The switch repeatedly flushes its MAC address table, resulting in intermittent flooding of all traffic.

Release E.10.10

Problems Resolved in Release E.10.10

FEC (PR_1000281715) — Switch has no FEC support but shows FEC information in help text.

Releases E.10.11 to E.10.19 were never built.

Release E.10.20

Problems Resolved in Release E.10.20

- **Key Management System (PR_1000287934)** — Some Key Management System (KMS) configuration commands have no effect.

Release E.10.21 - Never released

Release E.10.22

Problems Resolved in Release E.10.22 (Never released)

- **Event Log (PR_1000306769)** — When an OS upgrade causes an FEC trunk to be converted, the following messages are logged:

```
[datestamp] mgr: Config file converted due to OS upgrade  
W [datestamp] mgr: Unsupported feature "FEC" for trunk configuration;  
see release notes
```
- **Event Log/ARP (PR_1000293466)** — Generic Link Up message not showing up and unnecessary flushing of ARP cache.
- **LLDP (PR_1000301069)** — When LLDP admin status of a port changes from TX to DIS/RX, the switch does not always send out shutdown frames.

Software Fixes in Release E.06.xx through E.10.xx

Release E.10.23

- **LLDP (PR_1000303500)** — Missing LLDP-MED information when using command: "show lldp info remote-devices".
- **Meshing (PR_1000300756)** — Time delay in switch when reporting a mesh link being down.
- **Web Authentication (PR_1000302945)** — When a client fails authentication and is assigned to the Unauthorized VLAN, it cannot communicate with other clients on the Unauthorized VLAN.

Release E.10.23

Problems Resolved in Release E.10.23

- **CLI/DHCP (PR_1000286898)** — Under some conditions, the CLI may freeze or lock up when the DHCP relay agent is configured.
- **Crash (PR_1000307280)** — Inconsistent or incorrect STP data may cause the switch to crash with a message similar to:

```
Software exception at stp_mib.c:248 -- in 'mSnmpCtrl', task ID =  
0x12d14b8\n-> ASSERT: failed.
```
- **IGMP (PR_1000301557)** — Data-driven IGMP does not prevent flooding when no IP address exists on a VLAN.
- **SNMP (PR_1000295753)** — Removing 'public' SNMP community generates an empty Event Log message.
- **IP Forwarding (PR_1000305739)** — When a user attempts to configure 'ip forward-protocol netbios-dgm', the switch incorrectly configures 'ip forward-protocol netbios-ns' instead.
- **RSTP (PR_1000306227)** — RSTP TCNs cause high CPU utilization and slow software based routing.

Release E.10.24

Problems Resolved in Release E.10.24 (Never released)

Config (PR_1000238543) — The "Named Source-Port Filter" command would accept names up to 30 characters long, but the CLI could only display 20 characters. Name length limit is now changed to 20 characters.

Enhancement (PR_1000292455) — Rate display for ports on CLI. See description under [“Release E.10.24 Enhancements” on page 12](#).

IDM (PR_1000310201) — The Switch fails to de-authenticate an 802.1X client after a corrupted configuration file is received from a RADIUS server.

Mini-GBIC (PR_1000308653) — On ProCurve Switch xl 16-port 10/100/1000 Module (J4907A), a dual-personality port will stop working after a mini-GBIC is hot-swapped out.

RSTP (PR_1000309683) — Temporary routing or switching problems may occur after RSTP is disabled.

Release E.10.25

Problems Resolved in Release E.10.25 (Never released)

Connection Rate Filter (PR_1000310834) — Memory leak found during ProCurve stress testing. A user may see a switch reboot or halt if using the CRF traps and runs the switch for a sufficiently long time between reboots.

Release E.10.26

Problems Resolved in Release E.10.26 (Never released)

- **SNMP Traps (PR_1000285195)** — Switch does not save the option to disable a “Link up/down” SNMP trap after a switch reboot.

Release E.10.27

Problems Resolved in Release E.10.27

- **Crash (PR_1000282359)** — When searching the log for an extremely long string, the switch may crash with a bus error similar to:

```
PPC Bus Error exception vector 0x300: Stack Frame=0x0c8c1a70 HW Addr=0x6a73616c  
IP=0x007d3bc0 Task='mSess1' Task ID=0xc8c2920 fp: 0x6b61736a sp:0x0c8c1b30  
lr:0x007d3b28.
```
- **LLDP (PR_1000310666)** — The command "show LLDP" does not display information learned from CDPv2 packets.
- **MSTP Enhancement (PR_1000317990)** — Implemented new CLI commands, "span legacy-mode" and "span legacy-path-cost".
- **RSTP (PR_1000307278)** — Replacing an 802.1D bridge device with an end node (non-STP device) on the same Switch port, can result in the RSTP Switch sending TCNs.
- **Web UI (PR_1000305944)** — The Port Configuration screen display is blank due to a Java error when using Windows Explorer 6.0.

Software Fixes in Release E.06.xx through E.10.xx
Release E.10.30 (Not a general release)

- **Web UI (PR_1000311917)** — When the last port on the last card is configured in a trunk or mesh, and a user browses to a specific location in the Web user interface, the HTTP web server degrades the switch, causing the Web user interface to hang.

Releases E.10.28 and E.10.29 were never built.

Release E.10.30 (Not a general release)

- **Enhancement** — Added support for J9001A module.

Release E.10.31

Problems Resolved in Release E.10.31 (Not a general released)

- **Enhancement (PR_1000306695)** - Added show tech command, "show tech transceivers" to allow removable transceiver serial numbers to be read without removal of the transceivers from the switch. This command also reports failed transceiver numbers and the reasons for the failure.
- **Help Menu (PR_1000317711)** - In the VLAN menu Help text, the word 'default' is misspelled.
- **SNMP (PR_1000310841)** - User can assign illegal values for CosDSCPPolicy through SNMP. All other user-interfaces for configuring QoS (CLI, Web UI, ProCurve Manager and Radius) function correctly.
- **SNMP (PR_1000315054)** - SNMP security violations appear in syslog after a valid SNMPv3 "get" operation.
- **System (PR_1000318026)** - After a reboot, the Switch may provide a false error message that a module is unsupported or may be faulty.

Release E.10.32

Problems Resolved in Release E.10.32 (Never released)

- **Crash (PR_1000322009)** — The Switch may crash with a message similar to:
Software exception in ISR at queues.c:123.
- **Crash (PR_1000323675)** — The Switch may crash with a message similar to:
ASSERT: Software exception at aaa8021x_proto.c:501 -- in 'm8021xCtrl'.
- **Crash (PR_1000327132)** — The Switch may crash with a message similar to:
Software exception in ISR at btmDmaApi.c:304.

- **DHCP Enhancement (PR_1000311957)** — Added option to configure the switch to use the management VLAN IP address in the Option 82 field for all DHCP requests received from various VLANs. For details, see [“DHCP Option 82: Using the Management VLAN IP Address for the Remote ID”](#) on page 14
- **Enhancement (PR_1000287679)** — Fast Boot CLI & SNMP Implementation. For details see [“Using Fastboot To Reduce Boot Time”](#) on page 14.
- **ICMP (PR_1000235905)** — Switch does not send a 'destination unreachable' response message when trying to access an invalid UDP port.
- **Menu (PR_1000318531)** — When using the 'Menu' interface, the Switch hostname may be displayed incorrectly.

Release E.10.33

Problems Resolved in Release E.10.33 (Never released)

- **Counters (PR_1000321097)** — Drop counters are displaying incorrect information.
- **Counters (PR_1000321476)** — SNMP counter may display incorrect information.
- **Enhancement (PR_1000330704)** — Added RADIUS Command Authorization and Accounting for the Command Line Interface.

Release E.10.34

Problems Resolved in Release E.10.34 (Not a general release)

- **SSHv2 (PR_1000320822)** — The Switch does not generate SSHv2 keys and may crash with a message similar to:

```
TLB Miss: Virtual Addr=0x00000000 IP=0x80593a30 Task='swInitTask' Task  
ID=0x821ae330 fp:0x00000000 sp:0x821adfb8 ra:0x800803f0 sr:0x1000fc01.
```
- **Module Fault (PR_1000331147)** — Switch modules J9001A (Switch xl Wireless EDGE Services Module) and J8162A (Switch xl Access Controller Module) will fault if Fast Boot is enabled and the log will report the following Major event:

```
"HPESP: Access Controller XL Module x: incompatible BIOS version".
```

Release E.10.35

Problems Resolved in Release E.10.35 (Not a general release)

- **Event Log (PR_1000323203)** — MD5 hash mismatch log messages are triggered with VLAN toggles: "OSPF Drop pkt from:xxx.xxx.xxx.xxx md5-key-id:1 reason: md5 hash mismatch".
- **IDM (PR_1000334365)** — Using EAP/802.1x with IDM ACLs can result in memory leaks.
- **OSPF (PR_1000323201)** — OSPF does not always redistribute connected networks when MD5 authentication is enabled and connected subnets or VLANs are toggled.
- **Web UI (PR_1000302713)** — When using the web user interface and a large amount of stacking interactions occur, portions of the information from the stack commander may no longer appear.

Release E.10.36

Problems Resolved in Release E.10.36 (not a general release)

- **CLI (PR_1000322029)** — The command "show vlans" does not display data correctly in the status field.
- **Config/Security (PR_1000334412)** — Operator level can save Manager privilege level changes to the configuration.
- **Log (PR_1000323790)** — The switch detects a non-genuine ProCurve mini-GBIC as a port self test failure and subsequently disables the link.
- **sFlow Enhancement (PR_1000337714)** — Added new "show sflow" commands to the CLI. For details, see [“SFlow Show Commands” on page 17](#).
- **STP/RSTP/MSTP (PR_1000330532)** — Improved the "show" commands display of STP ports detail information to assist in monitoring and troubleshooting the spanning tree protocol.
- **Web UI (PR_1000331431)** — The QoS Configuration Tab is not working correctly when using the Web User Interface.

Release E.10.37

Problems Resolved in Release E.10.37

- **CLI (PR_1000330553)** — Garbage characters displayed in "show snmp-server" cli output.
- **Menu (PR_1000308364)** — In the Menu's Switch Configuration->System Information screen, the “SNTP Poll Interval” field is missing the poll interval descriptor.

- **STP/RSTP/MSTP (PR_1000330532)** — Improved the "show" commands display of STP ports detail information to assist in monitoring and troubleshooting the spanning tree protocol. See [“Spanning Tree Show Commands” on page 20](#) for details.



© 2001, 2006 Hewlett-Packard Development Company, LP. The information contained herein is subject to change without notice.

Part Number 5991-2127
June, 2006