



## Release Notes: Version G.07.93 Software

*for the ProCurve Series 4100gl Switches*

---

These release notes include information on the following:

- Downloading Switch Documentation and Software from the Web ([page 1](#))
- Software features available in the ProCurve Series 4100gl software releases ([page 7](#))
- Software fix listings for the ProCurve Series 4100gl software releases ([page 13](#))

---

Starting with Software version G.07.79, FEC trunks (Cisco Systems' FastEtherChannel for aggregated links) are no longer supported, and generation of CDP (Cisco Discovery Protocol) packets are no longer supported. In their place are IEEE standards based LACP aggregated links (as well as statically configured trunks) and generation of LLDP packets for device discovery.

For more information, please see: <ftp://ftp.hp.com/pub/networking/software/LLDP-and-LACP-statement.pdf>.

---

### **Caution: Archive Pre-G.07.2x Configuration Files**

A configuration file saved while using release G.07.2x (or greater) is not backward-compatible with earlier releases. For this reason, HP recommends that you archive the most recent configuration on switches using software releases earlier than G.07.2x before you update any switches to software release G.07.2x or later.

### **Software Update Notice**

Check the ProCurve Networking Web site frequently for free software updates for the various ProCurve switches you may have in your network (see [page 1](#)).

### **Connectivity Note Regarding Gigabit-SX and -LX Port Settings for Links Between a ProCurve Series 4100gl Switch and Other Switch Models:**

In the ProCurve 1600M/2400M/2424M/4000M/8000M switches, and also in other vendors' switches, the default port mode setting for the Gigabit-SX and Gigabit-LX ports is forced 1000FDx (Gigabit full-duplex). However, the default port mode for the Gigabit-SX and -LX ports in the ProCurve 4108gl is Auto. In earlier software releases, the ProCurve 4108gl tolerated this mismatch and allowed SX and LX links with these other switches to exist. The ProCurve 4108gl (when running software release G.04.04 or greater) now complies with the Gigabit-SX and -LX standard that disallows linkbeat to be enabled when there is a mismatch. (The ProCurve 4104gl, introduced with software release G.05.01, also complies with this requirement.) Thus, mismatched links between Gigabit-SX and -LX ports on a ProCurve Series 4100gl switch and the ProCurve 1600M/2400M/2424M/4000M/8000M switches or other switches that were formerly allowed will now fail. To avoid this problem either reconfigure the Gigabit-SX and -LX ports to Auto on the HP 1600M/2400M/2424M/4000M/8000M switches or other switches, or reconfigure the Gigabit-SX and -LX ports on the ProCurve Series 4100gl switches to 1000FDx.

---

© Copyright 2001 - 2006 Hewlett-Packard Company, LP.  
The information contained herein is subject to change  
without notice.

This document contains information which is protected by  
copyright. Reproduction, adaptation, or translation without  
prior permission is prohibited, except as allowed under the  
copyright laws.

## Publication Number

5990-3067  
January 2006

## Applicable Product

ProCurve Switch 4104gl	(J4887A)
ProCurve Switch 4108gl	(J4865A)
ProCurve Switch 4108gl bundle	(J4861A)
ProCurve Switch 4148gl	(J4888A)
ProCurve Switch 4140gl	(J8151A)
ProCurve Switch 4160gl	(J8152A)

## Trademark Credits

Microsoft®, Windows®, MS Windows®, and Windows NT®  
are U.S. registered trademarks of Microsoft Corporation.  
Adobe® and Acrobat® are trademarks of Adobe Systems  
Incorporated.

## Software Credits

SSH on ProCurve Switches is based on the OpenSSH soft-  
ware toolkit. This product includes software developed by  
the OpenSSH Project for use in the OpenSSH Toolkit. For  
more information on OpenSSH, visit

[http:// www.openssh.com](http://www.openssh.com).

## Disclaimer

HEWLETT-PACKARD COMPANY MAKES NO WARRANTY  
OF ANY KIND WITH REGARD TO THIS MATERIAL,  
INCLUDING, BUT NOT LIMITED TO, THE IMPLIED  
WARRANTIES OF MERCHANTABILITY AND FITNESS  
FOR A PARTICULAR PURPOSE. Hewlett-Packard shall not  
be liable for errors contained herein or for incidental or  
consequential damages in connection with the furnishing,  
performance, or use of this material.

The only warranties for HP products and services are set  
forth in the express warranty statements accompanying  
such products and services. Nothing herein should be  
construed as constituting an additional warranty. HP shall  
not be liable for technical or editorial errors or omissions  
contained herein.

Hewlett-Packard assumes no responsibility for the use or  
reliability of its software on equipment that is not furnished  
by Hewlett-Packard.

## Warranty

See the Customer Support/Warranty booklet included with  
the product.

A copy of the specific warranty terms applicable to your  
Hewlett-Packard products and replacement parts can be  
obtained from your HP Sales and Service Office or  
authorized dealer.

Hewlett-Packard Company  
8000 Foothills Boulevard, m/s 5551  
Roseville, California 95747-5551  
[www.procurve.com](http://www.procurve.com)

# Contents

## Software Management

Downloading Switch Documentation and Software from the Web . . . . .	1
Downloading Software to the Switch. . . . .	2
TFTP Download from a Server . . . . .	3
Xmodem Download From a PC or Unix Workstation . . . . .	3
Saving Configurations While Using the CLI. . . . .	5
ProCurve Switch, Routing Switch, and Router Software Keys. . . . .	5

## Clarifications

LLDP and LACP . . . . .	6
Port Monitoring . . . . .	6

## Enhancements

New Enhancements in Releases G.07.80 through G.07.93. . . . .	7
New Enhancements in Release G.07.79. . . . .	7
Implementation of LLDP . . . . .	7
New Enhancements in Release G.07.70 through G.07.78 . . . . .	7
New Enhancements in Release G.07.69. . . . .	7
New Enhancements in Release G.07.68. . . . .	8
QoS Pass-Through Mode . . . . .	8
General Operation . . . . .	8
QoS Priority Mapping With and Without QoS Pass-Through Mode . . . . .	9
How to enable/disable QoS Pass-Through Mode . . . . .	9
New Enhancements in Release G.07.65. . . . .	10
Non-Genuine Mini-GBIC Detection and Protection Initiative . . . . .	10
New Enhancements in Release G.07.5x. . . . .	10
New Enhancements in Release G.07.2x. . . . .	11
Clarification of Time Zone Issue. . . . .	12

## Software Fixes

Release G.07.93 . . . . .	13
Problems Resolved in Release G.07.93 . . . . .	13
Release G.07.92 . . . . .	13
Problems Resolved in Release G.07.92 . . . . .	13
Release G.07.91 . . . . .	13
Problems Resolved in Release G.07.91 . . . . .	13
Release G.07.75 through G.07.80. . . . .	13
Problems Resolved in Release G.07.80 (Never released) . . . . .	13
Problems Resolved in Release G.07.79 (Never released) . . . . .	13
Problems Resolved in Release G.07.78 . . . . .	14
Problems Resolved in Release G.07.76 . . . . .	14
Problems Resolved in Release G.07.75 . . . . .	14
Release G.07.74 . . . . .	15
Problems Resolved in Release G.07.74 . . . . .	15
Release G.07.73 . . . . .	15
Problems Resolved in Release G.07.73 . . . . .	15
Release G.07.72 . . . . .	15
Problems Resolved in Release G.07.72 . . . . .	15
Release G.07.71 . . . . .	15
Problems Resolved in Release G.07.71 . . . . .	15
Release G.07.70 . . . . .	16
Problems Resolved in Release G.07.70 . . . . .	16
Release G.07.69 . . . . .	16
Problems Resolved in Release G.07.69 . . . . .	16
Release G.07.68 . . . . .	16
Problems Resolved in Release G.07.68 . . . . .	16
Release G.07.67 . . . . .	16
Problems Resolved in Release G.07.67 . . . . .	16
Release G.07.65 . . . . .	16
Problems Resolved in Release G.07.65 . . . . .	16
Release G.07.64 . . . . .	17
Problems Resolved in Release G.07.64 . . . . .	17

Release G.07.63 . . . . .	17
Problems Resolved in Release G.07.63 . . . . .	17
Release G.07.54 through G.07.62. . . . .	18
Problems Resolved in Release G.07.61 . . . . .	18
Problems Resolved in Release G.07.60 . . . . .	18
Problems Resolved in Release G.07.59 . . . . .	19
Problems Resolved in Release G.07.57 . . . . .	19
Problems Resolved in Release G.07.55 . . . . .	19
Release G.07.53 . . . . .	19
Problems Resolved in Release G.07.53 . . . . .	19
Release G.07.51 and G.07.52 . . . . .	20
Problems Resolved in Release G.07.51 . . . . .	20
Problems Resolved in Release G.07.52 . . . . .	20
Release G.07.50 . . . . .	22
Problems Resolved in Release G.07.50 . . . . .	22
Release G.07.27 . . . . .	24
Release G.07.26 . . . . .	24
Release G.07.23 through G.07.25. . . . .	24
Problems Resolved in Release G.07.24 . . . . .	24
Problems Resolved in Release G.07.23 . . . . .	24
Release G.07.22 . . . . .	25
Release G.07.21 12/19/02 . . . . .	25
Release G.07.20 . . . . .	25
Release G.05.06 . . . . .	27
Release G.05.05 . . . . .	28
Release G.05.04 11/4/02 . . . . .	29
Release G.05.03 . . . . .	29
Release G.05.02 4/19/02 . . . . .	29
Release G.05.01 . . . . .	30
Release G.04.05 . . . . .	32
Release G.04.04 1/10/02 . . . . .	33
Release G.04.03 . . . . .	33

Release G.04.02 12/21/01 .....	33
Release G.04.01 .....	33
Release G.03.13 12/13/02 .....	35
Release G.03.10, G.03.11, G.03.12 .....	35
Release G.03.09 6/27/01 .....	35
Release G.03.08 5/21/01 .....	35

# Software Management

## **Caution: Archive Pre-G.07.2x Configuration Files**

A configuration file saved while using release G.07.2x or later software is not backward-compatible with earlier software versions. For this reason, HP recommends that you archive the most recent configuration on switches using software releases earlier than G.07.2x before you update any switches to software release G.07.2x or later.


## Downloading Switch Documentation and Software from the Web

You can download the latest software version and the corresponding product documentation from the ProCurve Networking Web site as described below.

### **To Download a Software Version:**

1. Go to ProCurve Networking's Web site at: [www.procurve.com](http://www.procurve.com).
2. Click on **Software updates** (in the sidebar).
3. Under **Latest software**, click on **Switches**.

**To Download Product Documentation:** You will need the Adobe® Acrobat® Reader to view, print, and/or copy the product documentation.

1. Go to ProCurve Networking's Web site at [www.procurve.com](http://www.procurve.com).
2. Click on **Technical support**, then **Product manuals**.
3. Click on the name of the product for which you want documentation.
4. On the resulting Web page, double-click on a document you want.
5. When the document file opens, click on the disk icon  in the Acrobat® toolbar and save a copy of the file.

## Downloading Software to the Switch

HP periodically provides switch software updates through the ProCurve Networking Web site ([www.procurve.com](http://www.procurve.com)). After you acquire the software file, you can use one of the following methods for downloading the software to the switch:

- For a TFTP transfer from a server, place the software file in your TFTP server's default directory. Then do either of the following:
  - Click on **Download OS** in the Main Menu of the switch's menu interface and use the (default) **TFTP** option.
  - Use the **copy tftp** command in the switch's CLI (see below).
- For an Xmodem transfer from a PC or Unix workstation, do either of the following:
  - Click on **Download OS** in the Main Menu of the switch's menu interface and select the **Xmodem** option.
  - Use the `copy xmodem` command in the switch's CLI ([page 3](#)).
- Use the download utility in ProCurve Manager Plus.
- Perform a switch-to-switch file transfer.

---

### Note

Downloading a new software file does not change the current switch configuration. The switch configuration is contained in a separate file that can also be transferred, for example, for archive purposes or to be used in another switch of the same model.

This section describes how to use the CLI to download a software file to the switch. You can also use the menu interface for software downloads. For more information, refer to the *Management and Configuration Guide* for your switch.



## TFTP Download from a Server

**Syntax:** `copy tftp flash <ip-address> <remote-os-file> [ < primary | secondary > ]`

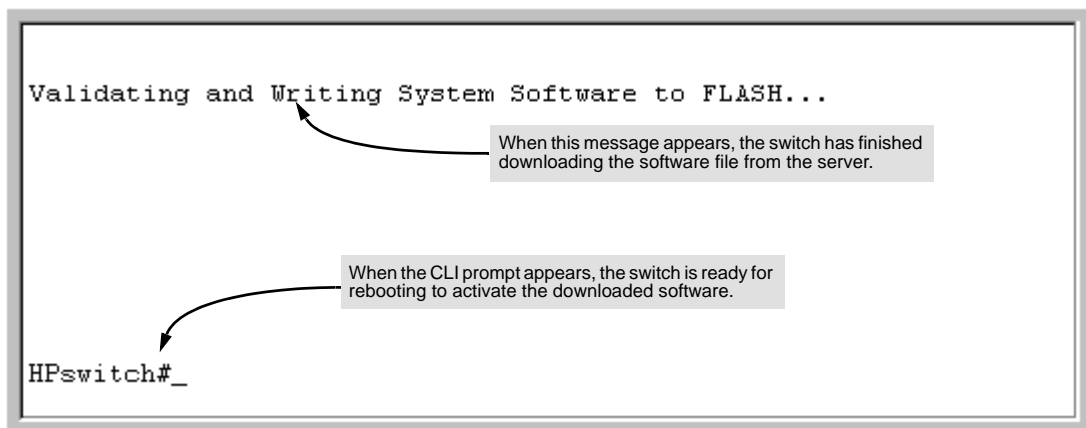
Note that if you do not specify the flash destination, the TFTP download defaults to the primary flash.

For example, to download a software file named G\_07\_9x.swi from a TFTP server with the IP address of 10.28.227.103:

1. Execute the copy command as shown below:

```
HPswitch # copy tftp flash 10.28.227.103 G_07_9x.swi
The primary OS image will be deleted. continue [y/n]? Y
03125K
```

1. When the switch finishes downloading the software file from the server, it displays the progress message shown in [Figure 1](#). When the CLI prompt re-appears, the switch is ready to reboot to activate the downloaded software:



**Figure 1. Message Indicating the Switch Is Ready To Activate the Downloaded Software**

2. Reboot the switch.

After the switch reboots, it displays the CLI or Main Menu, depending on the **Logon Default** setting last configured in the menu's Switch Setup screen.

## Xmodem Download From a PC or Unix Workstation

This procedure assumes that:

- The switch is connected via the Console RS-232 port to a PC operating as a terminal. (Refer to the Installation and Getting Started Guide you received with the switch for information on connecting a PC as a terminal and running the switch console interface.)

## Software Management

### Downloading Software to the Switch

- The switch software is stored on a disk drive in the PC.
- The terminal emulator you are using includes the Xmodem binary transfer feature. (For example, in the HyperTerminal application included with Windows NT, you would use the Send File option in the Transfer dropdown menu.)

Using Xmodem and a terminal emulator, you can download a switch software file to either primary or secondary flash using the CLI.

Syntax: `copy xmodem flash [< primary | secondary >`

1. ]To reduce the download time, you may want to increase the baud rate in your terminal emulator and in the switch to a value such as 115200 bits per second. (The baud rate must be the same in both devices.) For example, to change the baud rate in the switch to 115200, execute this command:

```
HPswitch(config)# console baud-rate 115200
```

(If you use this option, be sure to set your terminal emulator to the same baud rate.)

Changing the console baud-rate requires saving to the Startup Config with the "write memory" command. Alternatively, you can logout of the switch and change your terminal emulator speed and allow the switch to AutoDetect your new higher baud rate (i.e. 115200 bps)

2. Execute the following command in the CLI:

```
HPswitch # copy xmodem flash primary
The primary OS image will be deleted. continue [y/n]? Y
Press 'Enter' and start XMODEM on your host...
```

3. Execute the terminal emulator commands to begin the Xmodem transfer. For example, using HyperTerminal:
  - a. Click on Transfer, then Send File.
  - b. Type the file path and name in the Filename field.
  - c. In the Protocol field, select Xmodem.
  - d. Click on the Send button.

The download can take several minutes, depending on the baud rate used in the transfer.

4. If you increased the baud rate on the switch ([step 1](#)), use the same command to return it to its previous setting. (HP recommends a baud rate of 9600 bits per second for most applications.) Remember to return your terminal emulator to the same baud rate as the switch.)
5. Reboot the switch.

After the switch reboots, it displays the CLI or Main Menu, depending on the **Logon Default** setting last configured in the menu's Switch Setup screen.

## Saving Configurations While Using the CLI

The switch operates with two configuration files:

- **Running-Config File:** Exists in volatile memory and controls switch operation. Rebooting the switch erases the current running-config file and replaces it with an exact copy of the current startup-config file. To save a configuration change, you must save the running configuration to the startup-config file.
- **Startup-Config File:** Exists in flash (non-volatile) memory and preserves the most recently-saved configuration as the “permanent” configuration. When the switch reboots for any reason, an exact copy of the current startup-config file becomes the new running-config file in volatile memory.

When you use the CLI to make a configuration change, the switch places the change in the running-config file. If you want to preserve the change across reboots, you must save the change to the startup-config file. Otherwise, the next time the switch reboots, the change will be lost. There are two ways to save configuration changes while using the CLI:

- Execute **write memory** from the Manager, Global, or Context configuration level.
- When exiting from the CLI to the Main Menu, press [ **Y** ] (for **Yes**) when you see the “save configuration” prompt:

Do you want to save current configuration [y/n]?

## ProCurve Switch, Routing Switch, and Router Software Keys

Software Letter	ProCurve Switch, Routing Switch, or Router
C	1600M, 2400M, 2424M, 4000M, and 8000M
CY	Switch 8100fl Series (8108fl and 8116fl)
E	Switch 5300xl Series (5304xl, 5308xl, 5348xl, and 5372xl)
F	Switch 2500 Series (2512 and 2524), Switch 2312, and Switch 2324
G	Switch 4100gl Series (4104gl, 4108gl, and 4148gl)
H	Switch 2600 Series, Switch 2600-PWR Series: H.07.81 and earlier, or H.08.55 and greater, Switch 2600-8-PWR requires H.08.80 or greater.
H	Switch 6108: H.07.xx and earlier
I	Switch 2800 Series (2824 and 2848)
J	Secure Router 7000dl Series (7102dl and 7203dl)
M	Switch 3400cl Series (3400-24G and 3400-48G) and Series 6400cl (CX4 6400cl-6XG and X2 6400cl-6XG)
N/A	Switch 9408sl, Switch 9300 Series (9304M, 9308M, and 9315M), Switch 6208M-SX and Switch 6308M-SX (Uses software version number only; no alphabetic prefix. For example 07.6.04.)

# Clarifications

## LLDP and LACP

Starting with Software version G.07.79, FEC trunks (Cisco Systems' FastEtherChannel for aggregated links) are no longer supported, and generation of CDP (Cisco Discovery Protocol) packets are no longer supported. In their place are IEEE standards-based LACP aggregated links (as well as statically configured trunks) and generation of LLDP packets for device discovery.

For more information, please see: <ftp://ftp.hp.com/pub/networking/software/LLDP-and-LACP-statement.pdf>.

## Port Monitoring

The following information updates and clarifies information in Appendix B, "Monitoring and Analyzing Switch Operation" in the *Management and Configuration Guide*—part number 5990-6023, October 2004 edition. Please refer to the section on "Port and Static Trunk Monitoring Features" for detailed information.

On the 4104GL chassis, 4 slot only, port mirroring/monitoring will be restricted from being configured to cross modules. i.e. to monitor a port on module "C", your mirror port must also be on module "C". An attempt to configure a monitored/mirror port across modules will be restricted in the CLI and Web Interface.

---

**NOTE:** A pre-existing configuration with a Mirror Port on a different module than the monitored ports will generate duplicate packets. You must TFTP your configuration off of the switch, edit to remove the pre-existing invalid mirror/monitor combination and TFTP the edited configuration file back onto your switch.

# Enhancements

## New Enhancements in Releases G.07.80 through G.07.93

*No new enhancements, software fixes only in these releases, G.07.80 and G.07.93.*

**Versions G.07.81 through G.07.90 were never built.**

## New Enhancements in Release G.07.79

### Implementation of LLDP

For network device discovery solutions, software version G.07.79 implements the industry standard Link Layer Discovery Protocol (LLDP) on your switch, as an alternative to the Cisco Discovery Protocol (CDP).

For more information on LLDP operation and configuration, refer to the latest version of the *Management and Configuration Guide* available on the ProCurve Networking Web site: <http://www.procurve.com>. (Click on Technical support, then Product Manuals, and then select the link for your switch model).

## New Enhancements in Release G.07.70 through G.07.78

*No new enhancements, software fixes only in these releases.*

## New Enhancements in Release G.07.69

Supports ProCurve Gigabit 1000Base-T Mini-GBIC (J8177B)

- Pluggable Gigabit transceiver (RJ-45) for up to 100m over Category 5 cable or better.

## New Enhancements in Release G.07.68

### QOS Pass-Through Mode

Release G.07.68 introduced a new command to enhance the performance of line-rate traffic transfers through the 4100gl Series switches. This feature should only be used in environments where Quality of Service (QoS) is not of major importance, but where lossless data transfers are key. This command essentially disables any discrimination of QoS queues for traffic, consolidating packet buffer memory to provide line-rate flows with no loss of data.

#### General Operation

The port buffering design for the Series 4100gl switches has been optimized for gigabit-to-gigabit traffic flows. For this reason, some flows from Gigabit-to-100Base or even 100Base-to-10Base may not perform as well as would be expected. The QOS Pass-Through mode enhancement can provide a significant performance improvement for high-bandwidth traffic flows through the 4100gl switches, particularly when running traffic flows from 1000Base to either 100Base or 10Base connections.

QOS Pass-Through mode is OFF by default, and must be enabled via the “config” context of the CLI by entering the CLI command **qos-passthrough-mode**, followed by **write memory** and rebooting the switch.

QOS Pass-Through mode, when enabled, results in the following general changes to switch operation:

- Alters the switch's default outbound priority queue scheme from three queues ("low", "normal", and "high"), to two queues ("normal" and "high").
- Optimizes outbound port buffers for a two-queue scheme.
- All packets received with an 802.1p priority tag of 0 to 6, or tagged by the switch's QOS feature, will be serviced by the (now larger) "normal" priority queue.
- All packets received with an 802.1p priority tag of 7 (“high” priority), or tagged by the switch's QOS feature, will be serviced by the "high" priority queue.
- High priority packets sourced by the switch itself, such as Spanning Tree packets, will be serviced in the "high" priority queue.
- Any 802.1p tagging on a received packet, or any tag added to a received frame by the switch via its QOS configuration, will be preserved as it is transmitted from the switch.

**NOTE:** As stated earlier, use of this QoS-Passthrough-Mode feature generally assumes that QoS tagged packets are not being sent through the 4100gl Switch. The receipt of priority 7 packets may in fact suffer packet drops depending on the traffic load of other, non-priority 7 packets.

## QoS Priority Mapping With and Without QoS Pass-Through Mode

The switch supports 802.1p VLAN tagging, which is used in conjunction with the outbound port priority queues to prioritize outbound traffic.

An 802.1Q VLAN tagged packet carries an 802.1p priority setting (0-7). If the switch receives a tagged packet, it is placed into the appropriate queue based on the frame's 802.1p priority setting. The mapping with/without QoS Pass-Through Mode is as follows:

802.1p Priority Setting	Prioritization Queue Placement	
	Default QoS Setting	QoS Passthrough Mode
1	1 (low)	2 (normal)
2	1 (low)	2 (normal)
0 or Unspecified	2 (normal)	2 (normal)
3	2 (normal)	2 (normal)
4	3 (high)	2 (normal)
5	3 (high)	2 (normal)
6	3 (high)	2 (normal)
7	3 (high)	3 (high)

### How to enable/disable QoS Pass-Through Mode

QoS Pass-Through Mode is disabled by default, and is available only in G.07.68 and later switch software versions.

**Syntax:** [no] qos-passthrough-mode  
write memory  
reload

*The above command sequence enables QoS pass-through mode. The **no** form of the command sequence disables QoS pass-through mode. (Default: Disabled)*

For example:

```
HP ProCurve Switch 4108(config)# qos-passthrough-mode
Command will take effect after saving configuration and reboot
HP ProCurve Switch 4108(config)# write memory
HP ProCurve Switch 4108(config)# reload
```

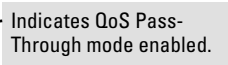
This command can be enabled and disabled only from the switch's CLI. QoS passthrough mode cannot be enabled or disabled through either the switch's menu or web browser interfaces.

## Enhancements

### New Enhancements in Release G.07.65

Once enabled, this feature adds **qos-passthrough-mode** to the switch's startup-config file. For example, in an otherwise default configuration, executing **show config** lists the startup-config file (with QoS pass-through mode enabled) as follows:

```
HP ProCurve Switch 4108 (config)# show config
; J4865A Configuration Editor: Created on release #G.07.68
hostname "HP ProCurve Switch 4108 "
cdp run
qos-passthrough-mode
snmp-server community "public" Unrestricted
vlan 1
  name "DEFAULT_VLAN"
  untagged 1-24
  ip address dhcp-bootp
exit
```



**Figure 1. Example of the Startup-Config File Listing with QoS Pass-Through Mode Enabled**

## New Enhancements in Release G.07.65

### Non-Genuine Mini-GBIC Detection and Protection Initiative

Non-genuine ProCurve Transceivers and Mini-GBICs have been offered for sale in the marketplace. To protect customer networks from these unsupported products, ProCurve switch software includes the capability to detect and disable non-genuine transceivers and mini-GBICs discovered in Series 4100gl Switch ports. When a non-genuine device is discovered, the switch disables the port and generates an error message in the Event Log.

## New Enhancements in Release G.07.5x

Support for the ProCurve Switch gl 10/100/1000 Module, part number J4908A

- 20 ports of 10/100/1000Base-Tx
- 2 option slots for mini-GBIC Gigabit optics (part numbers J4858A, J4859A, J4860A).



## New Enhancements in Release G.07.2x

Enhancement	Summary
Supports the ProCurve gl 100-FX MT-RJ Module (J4892A)	Provides 12 100-FX ports with MT-RJ connectors for 100 Mbps networking over multimode fiber-optic cable. This module requires switch software version G.07.2x or later.
Supports the ProCurve Gigabit LH-LC mini-GBIC (J4860A)	Provides gigabit-LH operation up to 70 kilometers when installed in the optional ProCurve Switch gl Mini-GBIC Module (J4893A).
SSL Security Operation	Provides Secure Socket Layer Version 3 (SSLv3) and support for Transport Layer Security (TLSv1) to provide remote web access to the switches via encrypted paths between the switch and management station clients capable of SSL/.TLS operation.
SSH Security Operation	Provide remote access to management functions on the switches via encrypted paths between the switch and management station clients capable of SSHv2 operation.
IGMPv3	This enhancement provides the capability to respond to IGMPv3 joins.
SNMPv3	SNMPv3 add more rigorous security for SNMP access to the switch. I added the capability to message authentication and privacy to keep management traffic secure.
IP Static Routing	Adds the capability to configure up to 16 static routes.
802.1X Open-VLAN Mode Operation	This enhancement provides a method for extending 802.1x authentication to supplicants (clients) that are not running
Debug and Syslog Operation	Enables transmission of Event Log messages to Syslog servers and the current management access session.

### Documentation for New Enhancements

- Documentation for the ProCurve gl 100-FX MT-RJ Module is shipped with the module and is also available on the ProCurve Networking Web site. See [“To Download Product Documentation:” on page 1.](#)
- Documentation for the ProCurve Gigabit LH-LC mini-GBIC is included in the installation guide shipped with the optional ProCurve Switch gl Mini-GBIC Module and is also available on the ProCurve Networking Web site. See [“To Download Product Documentation:” on page 1.](#)
- For information on the above software enhancements and the other features available in your switch, refer to the following publications:
  - *Management and Configuration Guide for the HP ProCurve Series 4100gl Switches, Series 2600 Switches, and Switch 6108*
  - *Advanced Traffic Management Guide for the HP ProCurve Switch 2600 Series, Switch 2600-PWR Series, Switch 2800 Series, Switch 4100 Series, and Switch 6108*
  - *Access Security Guide for the HP ProCurve Series 4100gl Switches, Series 2600 Switches, and Switch 6108*

## Enhancements

### Clarification of Time Zone Issue

The documentation mentioned above is also included on the *Product Documentation CD-ROM*, which is packaged with Series 4100gl switches shipped from the factory. You can also download the latest version of this documentation by visiting the ProCurve Networking Web site. (See [“To Download Product Documentation:”](#) on page 1.)

## Clarification of Time Zone Issue

Starting with release G.05.xx, the method of configuring the Time Zone for TimeP or SNTP configuration has been updated. Previous switch software, for all ProCurve switches, used positive time offset values for time zones that are West of GMT and negative values for time zones that are East of GMT. The standards indicate that time zones West of GMT should be designated by negative offset values, and time zones East of GMT by positive values. Software version G.05.xx updates this configuration method, but if you use the same values for indicating time zones as you did for previous ProCurve switches, the time will be set incorrectly on your Series 4100gl switch. For example, for previous ProCurve switches, the US Pacific time zone was configured by entering **+480**. With software version G.05.xx, the US Pacific time zone must now be configured by entering **-480**.

# Software Fixes

Unless otherwise noted, each new release includes the fixes added in all previous releases.

## Release G.07.93

### Problems Resolved in Release G.07.93

- **Config (PR\_1000306769)** - When an OS upgrade causes an FEC trunk to be converted, the following messages are logged:

```
[datestamp] mgr: Config file converted due to OS upgrade
```

```
W [datestamp] mgr: Unsupported feature "FEC" for trunk configuration;  
see release notes
```

## Release G.07.92

### Problems Resolved in Release G.07.92

- **Crash (PR\_1000297510)** — When using the Web User Interface and the switch is set as “commander” for stacking, the switch may crash.
- **KMS (PR\_1000287934)** — Some Key Management System (KMS) configuration commands have no effect.
- **LLDP (PR\_1000301069)** — When LLDP admin status of a port changes from TX to DIS/RX, the switch does not always send out shutdown frames.

## Release G.07.91

### Problems Resolved in Release G.07.91

- **FEC (PR\_1000281715)** — Switches with no FEC support still show FEC info in help text.

*Versions G.07.81 through G.07.90 were never built.*

## Release G.07.75 through G.07.80

### Problems Resolved in Release G.07.80 (Never released)

No software fixes in this release. Code revised to modify online switch help support.

### Problems Resolved in Release G.07.79 (Never released)

- **FEC/CDP (PR\_1000285115)** — FEC and CDP transmit removal.

## Software Fixes

Release G.07.75 through G.07.80

- **LLDP (Enhancement)** — Added support for LLDP (Link Layer Discovery Protocol) IEEE 802.1AB.
- **RSTP (PR\_1000297195)** — Compatibility bug in RSTP slow failover fix.

## Problems Resolved in Release G.07.78

- **Port Monitoring (PR\_1000241804)** — On the 4104GL chassis, 4 slot only, port mirroring/monitoring will be restricted from being configured to cross modules. i.e. to monitor a port on module “C”, your mirror port must also be on module “C”. An attempt to configure a monitored/mirror port across modules will be restricted in the CLI and Web Interface.

**NOTE:** a pre-existing configuration with a Mirror Port on a different module than the monitored ports will generate duplicate packets. You must tftp your configuration off of the switch, edit to remove the pre-existing invalid mirror/monitor combination and tftp the edited configuration file back onto your switch.

## Problems Resolved in Release G.07.77

- **Phy Reset (PR\_1000289331)** — A Fault Finder Message is logged when a faulty port is detected by software.

## Problems Resolved in Release G.07.76

- **RSTP (PR\_1000286883)** — Slow RSTP fail-over and fall-back times.
- **TCP (PR\_1000246186)** — Switch is susceptible to VU#498440.
- **Web UI (PR\_1000211978)** — On a Stack Management Commander, when using 'stack access' to view members, the screen does not display correct information.
- **Web UI / mini-GBIC (PR\_1000279145)** — When using the web user interface, the switch will not display an indication of the Gigabit 1000Base-T mini-GBIC (J8177B) from the Configuration tab "Device View".
- **Web UI (PR\_1000284653)** — When using the web user interface "IP Stack Management", and there are more than 100 potential Members present on a VLAN, the Switch will learn new potential Members, but deletes previously learned Members.

## Problems Resolved in Release G.07.75

No software fixes in this release. Code revised to modify Manufacturing test processes.

## Release G.07.74

### Problems Resolved in Release G.07.74

- **Routing/Trunks (PR\_1000278860)** — When routing and trunking are both enabled, under some conditions the Switch may incorrectly flood routed traffic.  
The CLI will now disallow the creation of a trunk group to be used as a routed interface. Any existing configuration will be flagged in the error log, but will still remain as configured (routed trunk), noting this issue.

## Release G.07.73

### Problems Resolved in Release G.07.73

- **Crash (PR\_1000232283)** — The switch may crash with a message similar to:  

```
Software exception at fileTransferTFTP.c:182 -- in 'mftTask', task  
ID = 0x107ee0.
```

## Release G.07.72

### Problems Resolved in Release G.07.72

- **Proxy ARP (PR\_1000221018)** — When IP routing is disabled via the Menu, Proxy ARP remains in the configuration file and results in a configuration file that cannot be downloaded to the switch.
- **Proxy ARP (PR\_94943)** — A user can toggle the Proxy-ARP entry while using the Setup screen, even though IP-routing is not enabled on the system.

## Release G.07.71

### Problems Resolved in Release G.07.71

- **Module Reset (PR\_1000234198)** — Very heavy broadcast traffic may result in the Switch resetting the Module and issuing the message,  

```
Msg loss detected - no ack for seq # xxxx ... lost Communication  
with Slot X.
```
- **Trunking (PR\_1000222704)** — Switch does not react with fail-over to operating trunk links when module hardware failures occur.

## Release G.07.70

### Problems Resolved in Release G.07.70

- **DHCP (PR\_1000225158)** — Switch does not assign DHCP-learned IP addresses consistently after the user adds a new VLAN whose VID is between the previous min and max VIDs.
- **Web UI (PR\_1000214188)** — Problems with scroll bar after resizing window.

## Release G.07.69

### Problems Resolved in Release G.07.69

- **Counters (PR\_1000219548)** — Collision counters do not increment accurately.
- **Enhancement (PR\_1000223715)** — Full support for J8177B 1000Base-T mGBIC, correcting an issue with hot swapping the part into supported modules, J4908A and J4893A.
- **Switching (PR\_1000220677)** — No IP connectivity from 4108 to remote network. Node/switch attached to 4108 works fine.

## Release G.07.68

### Problems Resolved in Release G.07.68

- **Performance Enhancement (PR\_1000212680)** — Poor performance on 4100gl switch Gigabit-to-100Mbps module when operating in mixed speed environments. Implemented QoS-Passthrough feature.

## Release G.07.67

Release G.07.66 was never released.

### Problems Resolved in Release G.07.67

- **Trunking (PR\_1000222704)** — Switch does not detect hardware failure on a module while operating and an FEC trunk fails to react.

## Release G.07.65

### Problems Resolved in Release G.07.65

- **Crash (PR\_1000215009)** — The switch may crash with a message similar to:  
Software exception in ISR at intr.c:595 -> FATAL SCHAN ERROR S=3 D=4  
OPC=20 (MEM\_FAIL\_NOTIFY) ECODE=7.

- **Config (PR\_1000215024)** — Memory leak when loading configuration from TFTP server.
- **Crash (PR\_1000217354)** — Bus error in mSnmpCtrl task when adding a less-specific route and then adding it again through the CLI.
- **Enhancement (PR\_1000198641)** — Implementation of non-genuine Mini-GBIC detection. For more information, see ProCurve Networking policy on third-party connectivity accessories ([www.procurve.com->Products & Solutions->3rd party connectivity accessories policy](http://www.procurve.com->Products & Solutions->3rd party connectivity accessories policy)).

## Release G.07.64

### Problems Resolved in Release G.07.64

- **Config (PR\_1000216051)** — Copying a previously saved startup-configuration with **stack join (mac address)** to a member switch of the IP stack will break the membership of that stack.
- **Crash (PR\_1000205768)** — In some cases, if the user does not configure a System Name within the Web user interface, the switch may crash with the following message:  
Software exception at lldpSysNameTlv.c:251 - in 'mlldpCtrl', >task ID = 0x12dc88 -> ASSERT: failed.
- **Hang (PR\_1000200341)** — An exception handler has been added to prevent a case where the system may hang.
- **Open VLAN (PR\_1000210932)** — A port configured for Open VLAN mode (Unauthorized VLAN) does not work with any Port-Security Learn-Mode setting.
- **Support: Web (PR\_80857)** — There is a problem with IE4 and WebAgent. WebAgent Java files need to be recompiled with a new Java Development Kit (1.2 - was 1.1)..
- **Web UI (PR\_93721)** — The scroll bar within the **Web Status** page does not work.
- **Web UI (PR\_1000191635)** — Within the Web UI **Port Counters** and **Port Status** pages, the **Port** column may be sorted incorrectly.

## Release G.07.63

### Problems Resolved in Release G.07.63

- **Crash (PR\_1000203861)** — Software exception at miim.c:313 -- in 'mPmSlvCtrl'
- **RMON (PR\_1000196477)** — Events not generating traps for exceeded thresholds.
- **SNMP (PR\_1000212170)** — The switch transmits SNMP Warm and Cold Start traps with an agent address of 0.0.0.0.

## Software Fixes

Release G.07.54 through G.07.62

- **Web UI/Port Security (PR\_1000195894)** — One port to be selected for changing port security settings.

## Release G.07.54 through G.07.62

### Problems Resolved in Release G.07.62

- **CDP (PR\_1000195343)** — Command **show cdp neighbor detail x** displays incorrect information.
- **Crash (PR\_1000092011)** — Software exception at `exception.c:356 -- in 'mHttpCtrl', task ID = 0x134bf50`
- **Crash (PR\_1000201614)** — Bus error in setup with a 16 character manager password set.
- **DHCP relay (PR\_1000188635)** — DHCP Relay preserves the incoming MAC SA in relayed packets.
- **IGMP (PR\_1000191237)** — Does not process any IGMP protocol packets if user adds port to VLAN with 257 groups.
- **SNMP (PR\_1000197097)** — A 'public' manager unrestricted is added to config after TFTP download.
- **SNMP/Authorized Manager (PR\_1000086062)** — SNMP Sets allowed in Operator mode and IP Authorized-Manager is set.
- **VLAN (PR\_98633)** — Cannot delete VLAN in CLI when module is removed.

### Problems Resolved in Release G.07.61

- **Auto (PR\_1000187649)** — TFTP - will not allow forced download of software after being disabled.
- **Auto TFTP (PR\_1000020802)** — Auto-TFTP causes constant rebooting.

### Problems Resolved in Release G.07.60

- **CLI/Config (PR\_1000001628)** — Inconsistent value error message returned when adding ports to a VLAN.
- **Config/Hot-swap (PR\_1000089150)** — Config not properly updated on blade swap events.
- **IGMP (PR\_1000023006)** — Enhancement, IGMP Delayed Group Flush.
- **Ping (PR\_1000020826)** — Sometimes switch cannot ping its default gateway.



- **VLAN (PR\_95593)** — Unable to delete VLAN that contained mini-GBIC port that was removed.

#### Problems Resolved in Release G.07.59

- **Hang/Crash (PR\_1000087409)** — Static pointer writing to low memory.
- **IGMP/EIGRP (PR\_1000020234)** — IGMP drops EIGRP packets when triggered by SSDP Packet.
- **Management Hang (PR\_1000006985)** — Cannot ping or connect to the switch through the Web or Telnet.
- **MCAST (PR\_1000006552)** — Switch floods multicast packets on a VLAN, even with IGMP enabled.
- **TELNET (PR\_1000019573)** — Switch reboots when Telnet is disabled and port 1506 accessed.
- **Web (PR\_89899)** — Web UI port statistic counters are overwriting one another.

#### Problems Resolved in Release G.07.57

- **Trunking (PR\_1000085833)** — Switch sometimes 'echoes' received packets back out other trunk ports.

*Release G.07.56 was never built.*

#### Problems Resolved in Release G.07.55

- **CLI (PR\_82086)** — Command **show mac <mac-address>** does not work.
- **Crash (PR\_1000012823)** — Open SSL vulnerability addressed.
- **Crash (PR\_1000013156)** — master crash in Memory system - memPartFree

### Release G.07.53

#### Problems Resolved in Release G.07.53

- **GVRP (PR\_1000005082)** — Vague error message (Commit failed) when trying to add more than max VLANs using the CLI
- **RMON (PR\_1000011690)** — When RMON thresholds in the switch are exceeded, no trap is generated.
- **Web (PR\_1000000256)** — Web UI refers to the J4908A card as "humpback module".

**Software Fixes**  
Release G.07.51 and G.07.52

- **Web (PR\_1000003580)**— The Web UI allows the user to specify the broadcast or multicast addresses as the destination address for Linktest.
- **Web (PR\_1000004111)** — Web UI: Stack Management view —> scroll problem.
- **Web (PR\_1000007144)** — VLAN Configuration help link is not available.

## Release G.07.51 and G.07.52

Versions G.07.51 and G.07.52 were never released; however, these fixes are included in all subsequent releases.

### Problems Resolved in Release G.07.51

- **Link (PR\_1000005603)** — The J4863A 100/1000 module cannot achieve Ethernet Link when configured for 100Mbps Fdx when the switch is running G.07.50 or G.07.51.

### Problems Resolved in Release G.07.52

- **Crash (PR\_1000002979)**— Software exception at `rstp_port_role_sm.c:44` -- in 'mRstpCtrl.
- **Enhancement: New Boot ROM (PR\_98583)** — The currently shipping Switch 4100 BootROM, G.05.01 (note that Boot ROM versions and OS versions use a similar format, but are not in sync), will only accept and boot images that are less than or equal to 3 MB in size. The new Boot ROM, G.05.02 will allow OS releases to grow to 3.4375 Mbyte.

The G.05.02 ROM along with 'patcher' firmware is embedded into G.07.51 and later OSs. After the download completes enter **show flash** to verify that the switch reports the new ROM version, G.05.02. Here is an example **show flash** output for the new Boot ROM:

```
HP ProCurve Switch 4108XL# sh flash
Image                Size(Bytes)    Date    Version
-----
Primary Image       : 3365906      01/26/04 Gxx.xx
Secondary Image    : 3003743      02/13/04 Gxx.xx
Boot Rom Version:  G.05.02
Current Boot       : Primary
```

After booting the 4100gl switch, verify the new Boot ROM is running by noting this screen output during self-test:

```
ROM information:
Build directory: /sw/rom/build/gamrom(m04)
Build date: Feb 4, 2004
Build time: 08:46:18
Build version: G.05.02
Build number: 8124
```

The 'patcher' will not update any Boot ROM with an "X" in the version number (e.g. G.05.0X). That switch should be removed from your network and returned to HP for replacement.

**Note:** While 'ROM' typically means read-only memory, the 4100 downloads (new) ROM code into non-volatile memory. Boot ROM G.05.02 checks the size of new OS's when downloading them to ensure that flash will not be corrupted by too large an OS. Previous Boot ROMs did not perform size checks and would allow a user to download a too-large OS and corrupt Boot ROM. Downloading G.07.51 into a switch automatically installs the G.05.02 Boot ROM and results in about 0.5 MB of free flash space. In other words, there is no separate or different procedure for updating to the new Boot ROM.

To downgrade from any Boot ROM to an older Boot ROM, call Technical Support.

- **IP Stack Management (PR\_97921)** — Under some circumstances the user can change a Stack member's password without being logged in (to the member).
- **Routing (PR\_1000003867)** — ICMP Redirect entries don't age (from the route table). When the route table fills we cannot add new routes. Note: users are likely unaware that we store ICMP Redirect entries in the route table.
- **RSTP (PR\_1000001612)** — Under some circumstances a port may take approximately 30 seconds to go into Forwarding state.
- **sysUptime (PR\_10000004025)** — sysUpTime rolls over (to zero) after approximately 49 days. With this fix it now correctly rolls over after about 1.6 years ( $2^{32}$  times 1 cSecond).
- **Web (PR\_81848)** — The 'Clear changes' button does not work for the Default Gateway or VLAN selections.
- **Web (PR\_82039)** — If the user selects GVRP mode, selects a port, and then selects nothing as an option for the port mode all ports below the selected port disappear. This does not affect the switch's configuration. It is a cosmetic defect.
- **Web (PR\_82199)** — VLAN port modification shows misleading mode. In the **Configuration - VLANs - Modify** page, select a port, then set the "mode" modify pull-down menu to "tagged". Select another port. The "mode" pulldown field remains set to "tagged" which is misleading and incorrect, in general.
- **Web (PR\_92078)** — After making changes under the **Device Features** tab the resulting page never fully loads.
- **Web (PR\_97407)** — When the user tries to add a MAC address that is already a MAC lockout address (as an authorized address) the switch responds with the incorrect message, Unable to add new MAC Address. MAC entry is either a multicast, broadcast or NULL address.
- **Web (PR\_1000000452)** — Resetting the switch leads to the URL `aol.co.uk`

- **Web: (PR\_1000001702)** — Sometimes when the user clicks on the Apply button on the **Configuration/Monitor Port** screen the switch complains, not enough params specified.
- **Web/GVRP (PR\_1000003124)** — When GVRP is enabled and the user tries to add a new VLAN using the Web UI, the error message is the vague `Commit failed`. With G.07.51 this error message is now `Maximum number of VLANs (max-vlans) has already been reached`. Secondly, also in the Web UI, the switch gives the vague error message, `An error was encountered while attempting to add the VLAN entry`. In G.07.51 the switch reports that the maximum number of VLANs has already been reached.

## Release G.07.50

The version number for this release was increased to represent the new support for the 10/100/1000Base-TX module (J4908A).

Release numbers G.07.28 through G.07.49 were never created.

### Problems Resolved in Release G.07.50

- **802.1p (PR\_93590)** — 802.1p priority settings not kept across boot even though they are in the config file.
- **CLI (PR\_88755)** — Gig Transceiver settings on a TFTP'd configuration file were lost when downloaded to system (found against Version G.07.22).
- **CLI (PR\_92426)** — Unable to delete a VLAN by name if it has a numeric name. Numeric VLAN names will now be disallowed if it falls within the range of VLAN IDs (i.e. VLAN name 99999 is valid, while VLAN name 100 is not). VLAN names are now also case sensitive.
- **CLI (PR\_93483)** — Help message for `setMIB` command shows incorrect usage.
- **CLI (PR\_96888)** — `ip routing help` gives incorrect command usage. “`ip routing help`” states usage is “[no] routing”; should be “[no] ip routing”.
- **CLI (PR\_96889)** — `ip helper-address help` gives incorrect command usage. “`ip helper-address help`” gives command usage as “[no] dhcp-server IP-ADDR”; should be “[no] ip helper-address IP-ADDR”.
- **Config (PR\_96698)** — A TFTP Config file with a tilde character (~) in a command resulted in some config commands being lost. The tilde character is not allowed by the CLI and will now log an error message if an uploaded config file contains the invalid character.
- **Console (PR\_97705)** — Console lock-up (land.c attack).
- **Crash (PR\_90184)** — Assertion failed: ! sal\_int\_context(), file cmic.c, line 375. Bad transceiver, cables or CRC/Alignment errors caused a crash. More information provided when/if this crash happens.

- **Crash (PR\_95525)** — Switch is crashing with a bus error:  
Crash msg: Bus error: HW Addr=0xe1f08796 IP=0x003a51b4 Task='mInstCtrl' Task I D=0x1767af8 fp: 0x00000006 sp:0x01767988 lr:0x003979a4  
Errant Data Structure removed.
- **Crash (PR\_98417)** — System under heavy traffic crashes with the following message:  
Crash msg: Software exception at bcm56xxDmaTx.c:524 -- in 'eChassMgr', task ID =0x1754328-> Out of pkt buffers; mRstpCtrl using 1726
- **Error Log (PR\_88578/98618)** — In a very busy network, occasional Warning messages are logged as “Msg loss detected - no ack for seq #N”.
- **Flooding (PR\_98155)** — Layer 2 stress environment, when ~7500 MAC address are learned/aging out, traffic to particular MAC address are being flooded to all ports in the VLAN.
- **Flow Control (PR\_98117)** — Flow Control not working when port is forced to 100 or 10 FDX.
- **IRDP (PR\_98092)** — IRDP (ICMP Router Discovery Protocol) did not return a router address to the requesting PC.
- **LACP (PR\_98026)** — Dynamic active or passive LACP ports do not aggregate into the trunk group resulting in STP loops.
- **Mgmt (PR\_96924)** — Device unmanageable when heavily loaded with software routing.
- **POST (PR\_98922)** — Known good module fails to come up under heavy stress conditions.
- **Routing (PR\_94958)** — Routing performance degrades after 10 minutes of continued traffic. Traffic was being routed in software due to a prematurely aged out MAC entry. ARPs will now be sent out 1/minute to reinstate a proper MAC entry with a valid ARP entry.
- **Routing (PR\_95616)** — Packets dropped when routing packets from a Trunk Group and the destination is the same Trunk Group.
- **STP (PR\_97602)** — Trunking & RSTP enabled, broadcast storm
- **Trunks (PR\_90615/91727)** — Traffic not forwarding on a trunk group using ports from 2 modules.
- **Web (PR\_82157)** — On a “First Time Install” instance of the web interface, missing graphic on the pop up window.
- **Web (PR\_90858)** — “VLAN Name” text field won't clear after 12 characters are entered.
- **Web/CLI (PR\_89900)** — Though the Web UI reports excessive CRC/Alignment errors, these errors were not recorded by CLI port counters.

## Release G.07.27

- **WEB (PR\_82530)** — Browsers running with Sun Java versions 1.3.x can result in the browser closing. Sun Java versions 1.4.x can result in very high CPU utilization in the switch, which causes problems for protocol processing (e.g. STP, IGMP, CDP, console, etc.) and other processes that require the CPU.

## Release G.07.26

- **ARP (PR\_91694)** — When port monitoring is enabled, the switch does not forward broadcast ARPs out all ports.
- **Trunks (PR\_91727)** — Connectivity problems when a trunk is connected to different modules in the same switch.

## Release G.07.23 through G.07.25

Versions G.07.23 through G.07.25 were never released.

### Problems Resolved in G.07.25

- **Agent Hang (PR\_92802)** — Cannot ping or TELNET the switch. The switch's Console is active, though.
- **Bus Error (PR\_92466)** — HW Addr=0x3861000c IP=0x002df470 Task='mAdMgrCtrl' Task ID=0x16e616 0 fp: 0x006a090c sp:0x016e5df0 lr:0x0021d6d8.
- **J4862A->J4862B (PR\_89796)** — Upgrading from a 10/100 Revision A to Revision B blade, the slot's configuration may be lost.

### Problems Resolved in Release G.07.24

- **Testmode (PR\_92364)** — inetstatshow testmode command does not provide valid output.

### Problems Resolved in Release G.07.23

- **WEB (PR\_90065)** — Attempt to change subnet mask fails.
- **WEB (PR\_90066)** — Attempt to change port config fails.
- **WEB (PR\_90068)** — Changing stacking attribute fails.

## Release G.07.22

- **DHCP Relay (PR\_5870)** — Switch drops DHCP Discover packets transmitted from Mitel IP phones. Also, switch incorrectly relayed DHCP offer packets as unicast instead of as broadcasts.
- **IGMP (PR\_5991)** — If switch receives an IGMPv3 Join with a reserved Multicast address, or an invalid IP Multicast address, the switch may with a message similar to: -> Software exception at alloc\_free.c:479 – in 'tDevPollTx' Task ID = 0x1825f70 -> buf\_free: corrupted buffer
- **IGMP (PR\_6001)** — When an IGMP v3 Join contains an invalid IP Multicast address or a reserved IP Multicast address in the IGMP Group Address field, the switch will attempt to stop processing the Join, and mistakenly double-free, or double- forward the Join packet. One possible symptom is a switch crash similar to: ->Software exception at alloc\_free.c ... buf\_free: corrupted buffer
- **SNMP (PR\_6006)** — The ifAlias OID is defaulted to “not assigned”, which may cause network management applications such as Network Node Manager to log error messages. [The fix is to default ifAlias to a zero-length string, as stated in the MIB.]

## Release G.07.21 12/19/02

- **Crash (PR\_5915)** — The switch may crash with a message similar to: -> Software exception at gamHwLearn.c:277 – in 'mAdMUpCtrl' Task ID = 0x8047bca0 -> ASSERT: failed

## Release G.07.20

- **CDP (PR\_5054)** — CDP multicasts are not passed when CDP is disabled on the switch.
- **CLI (PR\_5053)** — Setting the telnet inactivity timeout from the CLI does not indicate a reboot is necessary for changes to take effect.
- **CLI (PR\_5242)** — Information in the command “show boot-history” is not in the order claimed (most recent first).
- **Crash (PR\_4986)** — The switch may crash with a message similar to: -> Bus error: HW Addr=0x00ffffff IP=0x332c4530 Task='mSess1' Task ID=0x16a62f0 fp: 0x2e2e2e29 sp:0x016a61a0 lr:0x0010f028 This crash can occur when eight transceiver modules are installed and the command “interface all” is typed in the configuration context.
- **Crash (PR\_5236)** — The switch may crash with a message similar to: -> AlphaSlaveAd-drmngr.p 1021 this tim This crash can occur when a module is hot-swapped after downloading new software to the switch without rebooting.

- **Crash (PR\_5418)** — The switch may crash with a message similar to: -> Software exception at rtsock.c:459 -- in 'tNetTask', task ID = 0x1a225b0
- **Crash (PR\_5635)** — The switch may crash with a message similar to: -> Assertion failed:0, file drvmem.c, line 167
- **Crash (PR\_5679)** — The switch may crash with a message similar to: -> Bus error: HW Addr=0x00000000 IP=0x00000000 Task='mNSR' Task ID=0x1725148 fp: 0x0000c4b0 sp:0x012e9780 lr:0x00330674
- **Crash (PR\_5846)** — WhatsUpGold telnet scan can cause switch to run out of memory and crash with error message similar to: -> malloc\_else\_fatal() ran out of memory
- **Date/Time (PR\_5264)** — The timezone can cause the date to wrap if the timezone is set to a valid, but negative value (like -720) without previously configuring the switch's time. The switch may report an invalid year (i.e. 2126).
- **Event Log (PR\_5154)** — When a module fails to download, the severity code is INFO instead of WARNING.
- **FFI/Port Counters (PR\_5280)** — FFI and port counters don't have consistent values.
- **FFI/Port Counters (PR\_5429)** — No errors are reported by the FFI or port counters when linking at 100 HDX on a Gigabit port with a duplex mismatch.
- **Flow Control (PR\_5102)** — Setting a port “X1” in 10-HDX, then attempting to turn on flow control returns an error similar to: “Error setting value fl for port X2”. The error should read “X1”.
- **GVRP (PR\_5284)** — Port does not register VLAN even though advertisements are received.
- **Hot-swap (PR\_4900)** — Hot-swapping a transceiver logs a message requesting to reboot the switch in order to enable the port, while this is not necessary.
- **LACP/Port Security (PR\_5059)** — With LACP on, the command “port-sec al l c action send-alarm” fails with a message similar to “learn-mode: Inconsistent value”.
- **Menu (PR\_5346)** — The one-line help text below the password entry field, displays the message “Enter up to 16 characters (case sensitive), or just press <Enter> to quit”. It should read “sensitive”.
- **Port Configuration (PR\_5444)** — When interchanging 10/100-TX modules J4862A and J4862B, the port configuration of the module originally installed in the switch is lost.
- **Port Counters (PR\_5171)** — The “Total RX Error” counter is incorrect when the port has heavy 10HDx traffic.
- **Port Counters (PR\_5204)** — The Runt Rx counter in the detail port counter screen, does not increment when there are fragments.



- **Port Counters (PR\_5400)** — The 64-bit counter for the highest numbered port on a given module, does not update properly.
- **RADIUS (PR\_4886)** — Pressing the tab key gives error message similar to “BAD CHARACTER IN ttyio\_line: 0x9n” when entering a username for the radius prompt.
- **SNMP (PR\_5349)** — The switch does not send SNMP packets larger than 484 bytes.
- **SNTP/TIMEP (PR\_5018)** — SNTP still runs when timep is enabled.
- **System Information (PR\_5169)** — Up Time displayed is not correct.
- **TFTP (PR\_5034)** — Trying to TFTP a config onto the switch causes the switch to not complete its reload process. The switch hangs and does not come up.
- **Web-Browser Interface (PR\_4495)** — Administrator password can be used in combination with the operator username.
- **Web-Browser Interface (PR\_4904)** — When a transceiver is removed from the switch, its configuration is not cleared on the Status->port status screen of the web UI. The transceiver type will still show until a new transceiver is inserted.
- **Web-Browser Interface (PR\_4996)** — When using a ProCurve Switch 4108 as a commander switch in the stack, a ProCurve Switch 2424M is not shown in the device view of the stack closeup in the web UI. The message “Device view, HP2424M, not supported by firmware of commander” is present instead of the device view.
- **Web-Browser Interface (PR\_5055)** — Missing firmware/ROM information in Web UI.
- **Web-Browser Interface (PR\_5158)** — When clicking on the Web UI System Info “Apply Changes” button, a character appears under the “VLAN Configuration” tab.

## Release G.05.06

Never released.

- **Crash (PR\_5712)** — The switch may crash with a message similar to: TLB Miss: Virtual Addr=0x00000000 IP=0x8002432c Task='tSmeDebug'
- **Crash (PR\_5745)** — The switch may crash with a message similar to: Divide by Zero Error: IP=0x801400c0 Task='sal\_dpc\_hi' Task ID=0x80616690 fp:0x00000000 sp:0x80616600 ra:0x800140060 sr:0x1000af01
- **Module (PR\_5270)** — Modules intermittently fail to boot during switch boot up.

## Release G.05.05

Never released.

- **ARP (PR\_4880)** — Changing the IP address of an interface does not flush the ARP entries of the original IP address.
- **CLI/Timezone (PR\_4992)** — The timezone changes made for PR\_4524 are not transparent to the end-user. On download of configuration, and during initialization, check for a transition from code G.04.XX to G.05.XX and adjust configured timezone.
- **Configuration (PR\_5025)** — If the user enables portfast (that is, “spanning-tree 1-24 mode fast”) the switch can't read the configuration during reload and stops the reload process.
- **Crash (PR\_4892)** — The switch may crash with a message similar to: -> Asserts in rv.cc line 632
- **Crash (PR\_5345)** — The switch may crash with a message similar to: -> Assertion failed:0, file drvmem.c, line 167
- **Crash (PR\_5708)** — The switch may crash with a message similar to: -> Unaligned Access: Virtual Addr=0x847e6929 IP=0x800270bc Task='tMsgCount' Task ID=0x804bf800 fp:0x804bf788 sp:0x804bf788 ra:0x800270b4 sr:0x1000af01
- **Crash (PR\_5714)** — The switch may crash with a message similar to: -> Bus error: HW Addr=0x00000000 IP=0x002f6148 Task='mHttpCtrl'
- **Crash (PR\_5715)** — The switch may crash with a message similar to: -> Bus error: HW Addr=0x00000000 IP=0x001429e0 Task='mChassCtrl' Task ID=0x16d0748
- **Crash (PR\_5725)** — The switch may crash with a message similar to: -> Assertion failed: nt, file dpc.c, line 169
- **Crash/Continuous Reboot (PR\_5046)** — Downloading a certain configuration will cause the switch to bus error and reboot repeatedly.
- **GVRP (PR\_4898)** — Upstream GVRP neighbor loses connectivity with downstream neighbor after topology change.
- **GVRP (PR\_5076)** — GVRP registrations are not occurring appropriately after port blocks/unblocks.
- **GVRP (PR\_5085)** — Switch stops advertising tagged and untagged VLANs on all ports when GVRP port disable is set for one port.
- **Hot-swap (PR\_5012)** — After hot-swapping a Gig-T module, the switch (incorrectly) detects a self-test failure with the module.

- **Link-up Polling Interval (PR\_5000)** — A delay of up to 1.7 seconds between plugging in a cable (linkbeat established) and traffic being forwarded to and from that port may cause problems with some time sensitive applications. For example, AppleTalk dynamic address negotiation can be affected, resulting in multiple devices using the same AppleTalk address.
- **TACACS (PR\_5226)** — During TACACS Authentication the TACACS Server's IP address is shown on the switch's 'splash screen'. [Fix is to not display the TACACS Server's IP address.]
- **TCP (PR\_5227)** — TCP port 1506 is always open. [Fix is to close TCP port 1506.]
- **TFTP/Config File (PR\_5032)** — When a configuration file is copied from a TFTP server onto the switch, it removes “no ip untagged 2” from the VLAN configuration.
- **Web-Browser Interface (PR\_4702)** — When configuring a static learn mode for port security, the message “error in pdu” is displayed if the port does not have LACP disabled.
- **Web-Browser Interface (PR\_4976)** — Mis-spelled word on the product registration screen of the WEB UI. The phrase “...does not appears above...” is now “...does not appear above...”
- **Web-Browser Interface (PR\_5052, 5140)** — The CLI does not disable the web-browser interface.
- **Web-Browser Interface (PR\_5199)** — Having a ProCurve switch 4100gl series as a commander, and a ProCurve switch 4000m as a member of the stack, the stack commander was not checking security when doing passthrough.

## Release G.05.04 11/4/02

- This build is identical to G.05.03, but was intended to be a general release build, and so was archived and labeled.

## Release G.05.03

Never released.

- **Crash (PR\_4621)** — The switch may crash with a message similar to:  
-> NMI occurred: IP=0x00317d9c MSR:0x0000b000 LR:0x00013b88 Task='eDrvPollRx' Task ID=0x1708f20 cr: 0x22000080 sp:0x01708e60 xer.

## Release G.05.02 4/19/02

- **(PR\_4944) Continuous Module Reset** — The J4893A ProCurve Switch gl mini-GBIC module will go into a continual reset loop when both of the following conditions are met:

1. the module is inserted in slot A; and
  2. certain traffic conditions occur on port 6 of the module
- **Crash (PR\_4874)** — The switch may crash with a message similar to:  
-> Software exception at alloc\_free.c:545 – in 'eDrvPoll'
  - **Crash (PR\_4901)** — The switch may crash with a message similar to:  
-> Bus Error: HW Addr=0x00000000 IP=0x002fe640 Task='eTelnetd'  
This crash has been associated with security/vulnerability test applications such as Nessus.
  - **Loop/VTP (PR\_4945)** — The switch will incorrectly forward VTP packets from third party devices if that packet is received on a blocked port.
  - **Web-Browser Interface (PR\_3634)** — After clearing the intrusion flag in the web-browser interface, the intruder flags are not removed.

## Release G.05.01

Never released.

- Adds support for the ProCurve Switch 4104gl.
- Adds support for the J4893A ProCurve Switch gl mini-GBIC module.
- **Time Zone Issue:** Starting with the G.05.xx version of the switch operating system software, the method of configuring the Time Zone for TimeP or SNTP configuration has been updated. Previous switch software, for all ProCurve switches, used positive time offset values for time zones that are West of GMT and negative values for time zones that are East of GMT. The standards indicate that time zones West of GMT should be designated by negative offset values, and time zones East of GMT by positive values. Software version G.05.xx updates this configuration method, but if you use the same values for indicating time zones as you did for previous ProCurve switches, the time will be set incorrectly on your Series 4100gl Switch. For example, for previous ProCurve switches, the US Pacific time zone was configured by entering +480. With software version G.05.xx, the US Pacific time zone must now be configured by entering -480.
- **Agent Hang (PR\_4381)** — Agent processes (such as console, telnet, STP, ping, etc.) may stop functioning when the IGMP querier function is disabled, and then re-enabled, on a VLAN that does not have an IP address configured.
- **Agent Hang (PR\_4562)** — Agent processes (such as console, telnet, STP, ping, etc.) may stop functioning. This agent hang has been associated with the CERT SNMPv1 “encoding” test #1150.
- **Agent Hang (PR\_4805)** — Agent processes (such as console, telnet, STP, ping, etc.) may stop functioning. This agent hang has been associated with the X2 SSH utility.

- **CLI (PR\_3786)** — The CLI command “show arp” displays the wrong port number for some ARP entries.
- **CLI (PR\_3792)** — The CLI command “show trunks” lists incorrect information for dynamic trunks.
- **CLI (PR\_3809)** — The CLI command “getmib” with no parameters returns the message “Incomplete input: - EOI -”.
- **CLI (PR\_3895)** — Unrelated information was shown at the end of the CLI command “show vlan 1” output.
- **CLI (PR\_3940)** — Command “no qos” did not reset port priority to “0”.
- **CLI (PR\_4108)** — When reaching the inactivity timeout expiration after typing the CLI command “enable” in a telnet session at operator mode, the text in the CLI prompt may get corrupted with text similar to “gfs\_alp\_104Null Varbind”.
- **CLI (PR\_4406)** — The CLI command “show tech” causes an error message when the command is executed from within config mode.
- **CLI (PR\_4474)** — The prompt for saving the config does not handle a DISC character appropriately.
- **CLI/Timezone (PR\_4524)** — The switch time is wrong if CLI used to set timezone and timezone may not operate properly after switch is rebooted. West of GMT is now a negative offset and east of GMT is now a positive offset.
- **Crash (PR\_3711)** — When hot-swapping transceivers multiple times, the switch may crash with a message similar to: -> Software exception at port\_sm.c:378 in - 'mPmSlvCtrl'
- **Crash (PR\_4006)** — If dynamic trunks are configured and the switch is rebooted, the switch may crash with a message similar to: ->Software exception at rstp\_dyn\_reconfig.c:243 in - 'Lpmgr'
- **Event Log (PR\_3964)** — Log messages for trunks and trunk members enhanced to be easier to read.
- **GARP/Event log (PR\_4238)** — GARP event log messages may be garbled.
- **IGMP (PR\_3248)** — Interoperability issues with some non-ProCurve devices (such as some Cisco Catalyst 5000 & 6000 series switches) cause IGMP groups to be aged out of the switch's IGMP tables prematurely.
- **LACP/802.1x (PR\_3868)** — 802.1x and LACP trunks can co-exist on the same port. [Fix is to make these trunks mutually exclusive.]
- **LACP (PR\_3954)** — LACP maintains a dynamic trunk with only 1 port configured for the trunk group.

**Software Fixes**  
Release G.04.05

- **Menu (PR\_2259)** — The switch may not display the complete forwarding table while performing a MAC address search.
- **Menu (PR\_2926)** — Incorrect error message is displayed when attempting to create a VLAN which exceeds the maximum number of VLANs supported. [Fix is to display an error message similar to “Maximum number of VLANs (8) has already been reached.”]
- **Menu (PR\_3024)** — Menu does not allow a port configuration change from a full- duplex/ flow control setting to a half-duplex/no flow control setting.
- **Menu (PR\_3509)** — Menu does not allow trunks to be configured on transceiver ports that have never had a transceiver installed before.
- **Menu/CLI (PR\_3920)** — Modified help message for RSTP.
- **Menu/VLAN (PR\_3975, 3976)** — The VLAN help text has been modified
- **Module Crash (PR\_4229)** — A module may crash with a message similar to: -> Assertion failed: soc->soc\_link\_pause >0,f
- **NNM/Stacking (PR\_4556)** — If stacking is configured, NNM cannot discover the device as a generic switch.
- **STP Fast Mode (PR\_4659)** — A port configured for STP fast mode behaves like a standard STP port.
- **STP/RSTP (PR\_4170)** — Port path cost is reset even though path cost is configured for “Auto”.
- **STP/Running-Config (PR\_4488)** — STP path-cost is not written to the configuration when using the CLI.
- **STP/Startup-Config (PR\_4141)** — When a startup-config file containing an 802.1d STP configuration is reloaded that was saved off from the switch, an error similar to the following occurs: Line: 13. Invalid input: stp802.1d Corrupted download file.
- **TACACS+ (PR\_4110)** — When logging into the switch via TACACS+ encrypted authentication, the packet header has the 'encryption' field set to 'TAC\_PLUS\_CLEAR' when the body of the packet is actually encrypted.
- **XRMON (PR\_4215)** — The switch incorrectly reports XRMON support to TopTools query.

## Release G.04.05

Never released. Modification of Lab troubleshooting commands.

## Release G.04.04 1/10/02

- **Caution Regarding Gigabit-SX and -LX Port Settings for Links Between a ProCurve Series 4100gl Switch and Other Switch Models:**  
In the ProCurve 1600M/2400M/2424M/4000M/8000M switches, and also in other vendors' switches, the default port mode setting for the Gigabit-SX and Gigabit-LX ports is forced 1000FDx (Gigabit full-duplex). However, the default port mode for the Gigabit-SX and -LX ports in the ProCurve 4108gl is Auto. In earlier software releases, the ProCurve 4108gl tolerated this mismatch and allowed SX and LX links with these other switches to exist. The ProCurve 4108gl (when running software release G.04.04 or greater) now complies with the Gigabit-SX and -LX standard that disallows linkbeat to be enabled when there is a mismatch. (The ProCurve 4104gl, introduced with software release G.05.02, also complies with this requirement.) Thus, mismatched links between Gigabit-SX and -LX ports on a ProCurve Series 4100gl switch and the ProCurve 1600M/2400M/2424M/4000M/8000M switches or other switches that were formerly allowed will now fail. To avoid this problem either reconfigure the Gigabit-SX and -LX ports to Auto on the ProCurve 1600M/2400M/2424M/4000M/8000M switches or other switches, or reconfigure the Gigabit-SX and -LX ports on the ProCurve Series 4100gl switches to 1000FDx.

## Release G.04.03

Never released.

## Release G.04.02 12/21/01

- **Corrupted Flash (PR 3932)** — An SNMP set, during the OS download operation of TopTools, while the switch is writing new OS to flash may result in corrupted flash and switch may boot up in LAN Monitor mode.

## Release G.04.01

Never released.

- Friendly Port Names
- SSH Security (SSHv1)
- RADIUS Security
- Port-Access (802.1x) Security
- QoS Priority
- Rapid Spanning Tree (802.1W)
- Performance enhancements to the message system has resulted in minimizing, or eliminating the following types of messages from occurring in the event log and boot history:

- ARL-1 problem detected. Please contact HP Support ARL-2 problem detected. Please contact HP Support

**NOTE:** The startup-config file saved under version G.04.01, or later, is NOT backward-compatible with previous software versions. The user is advised to save a copy of the pre- 04.01 startup-config file BEFORE UPGRADING to G.04.01 or greater, in case there is ever a need to revert back to pre- 04.01 software. Instructions for saving a copy of the startup-config file are found in the “Transferring Switch Configurations” section of Appendix A in the Management and Configuration Guide (included on the Product Documentation CD-ROM (PDF format)) that shipped with the switch.

- **CLI (PR\_3521)** — The response to an incomplete trunk configuration command did not produce the proper message “Incomplete input: Trunk.”
- **CLI (PR\_3750)** — The crash history is lost after the “reload” command is performed from the CLI.
- **Crash (PR\_3736)** — Switch may crash with a message similar to: ->Software exception at bcm56xxDmaPoll.c:342--in 'sal\_dpc\_hi' ->Msg loss detected
- **Crash/Bus Error (VARIOUS)** — A Get request of a specific long OID can result in a bus error, an agent hang, or a switch crash with a message similar to: -> Software\_exception at svc\_misc.s:379 -- in mCdpCtrl malloc\_else\_fatal() ran out of memory This crash has been associated with the CERT SNMPv1 "Req-app" test suite.
- **Flow Control (PR\_3026)** — Changing Flow Control setting on a port is not reflected in Auto-negotiation's advertised capability.
- **Menu/Web-Browser Interface (PR\_3534)** — Display of mirror port configuration is inconsistent between menu and WEB interface.
- **Port Configuration (PR\_3028)** — Changing a port setting from one Auto mode to another may not be reflected in Auto-negotiation's advertised capability without a switch reset, or module hot-swap.
- **Port Monitoring (PR\_3596)** — Port monitoring does not work correctly after a TFTP transfer of the configuration from the switch to the server and then back to the switch.
- **Stack Management (PR\_3493)** — Master switch was not properly making security checks when passing information along to a member switch.
- **TFTP (PR\_3518)** — Menu and browser displays of switch configuration are not accurate after a TFTP transfer of the switch config file to the switch. Only occurs when a port is configured for network monitoring.
- **Web-Browser Interface (PR\_1483)** — User could input an invalid MAC address, i.e. multicast or broadcast address, in the security policy field.
- **Web-Browser Interface (PR\_3113)** — Incorrect font size used in VLAN configuration screen.



- **Web-Browser Interface (PR\_3519)** — Web display of port utility window did not display port H24.

## Release G.03.13 12/13/02

- **Inter-module Communication Problems (PR\_3856)** — When the switch's MAC address learning function detects the same MAC address on two different modules within a small interval of time (this could happen if two end nodes have the same MAC address or if there is a loop in the network), the address tables on the modules may get out of sync. This can cause module-to-module communication problems for devices connected to the modules whose address tables have become out of sync.
- **XMODEM (PR\_2999)** — If the CLI "copy xmodem flash" command is used to download the OS, the switch incorrectly displays one of the two following messages after the validate and write process completes: 1) "User timeout, must hit ENTER before starting XMODEM Transfer"; or 2) "Transfer terminated due to timeout"

## Release G.03.10, G.03.11, G.03.12

- G.03.11 and G.03.12 never released. Update to the Manufacturing-only test routine.
- G.03.11 — Performance enhancements to the message system, address learning, and SNMP.

## Release G.03.09 6/27/01

- The switch's CDP packets have been modified to better interoperate with older Cisco IOS versions. Certain legal CDP packets sent from the ProCurve switch could result in Cisco routers, running older IOS versions, to crash. Note: The ProCurve switch's CDP packets are legal both before and after this modification.
- **IGMP (PR\_2997)** — Switch may stop sending IGMP queries on some VLANs.
- **IGMP (PR\_3045)** — With IGMP enabled, toggling IGMP off and then on again causes all querier intervals to be cut in half.
- **LACP (PR\_2979)** — Ports are put into Standby mode when they shouldn't be.
- **LACP (PR\_3006)** — Dynamic LACP creates 2 trunks when it should only create one.
- **LACP (PR\_3019)** — When an LACP port is put into Standby mode, MAC address learning on the switch may stop.

## Release G.03.08 5/21/01

First release for the ProCurve Switch 4108GL.



© Copyright 2001 - 2006 Hewlett-Packard Company, LP. The information contained herein is subject to change without notice.

Publication Number  
5990-3067  
January 2006