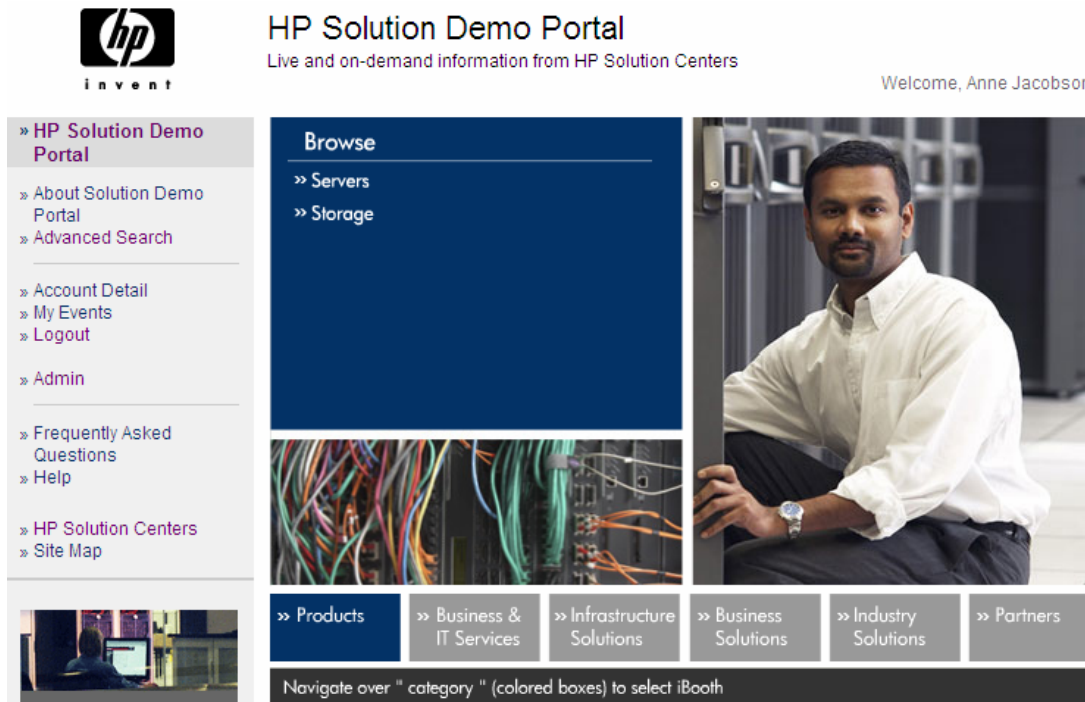


HP Solution Demo Portal

Anne Jacobson
Hewlett Packard Company



Solution Demo Portal



The screenshot displays the HP Solution Demo Portal. At the top left is the HP logo and the text "HP Solution Demo Portal" followed by "Live and on-demand information from HP Solution Centers". A personalized greeting "Welcome, Anne Jacobson" is on the top right. The left sidebar contains a menu with links: "HP Solution Demo Portal", "About Solution Demo Portal", "Advanced Search", "Account Detail", "My Events", "Logout", "Admin", "Frequently Asked Questions", "Help", "HP Solution Centers", and "Site Map". The main content area has a "Browse" section with links to "Servers" and "Storage", a large image of a man in a server room, and a row of category buttons: "Products", "Business & IT Services", "Infrastructure Solutions", "Business Solutions", "Industry Solutions", and "Partners". A footer note says "Navigate over 'category' (colored boxes) to select iBooth".

HP Solution Demo Portal

Live and on-demand information from HP Solution Centers

Welcome, Anne Jacobson

» HP Solution Demo Portal

» About Solution Demo Portal

» Advanced Search

» Account Detail

» My Events

» Logout

» Admin

» Frequently Asked Questions

» Help

» HP Solution Centers

» Site Map

Browse

» Servers

» Storage

» Products

» Business & IT Services

» Infrastructure Solutions

» Business Solutions

» Industry Solutions

» Partners

Navigate over "category" (colored boxes) to select iBooth

An interactive,
demo portal for
customers, HP
field and
Partners

www.hp.com/centers/demos

Why use the HP Solution Demo Portal



- Access to library of pre-recorded demos
- Can show customers that we understand their business and engage in sales cycle earlier
- Ability to download pre-recorded demos (coming soon)
- List of available live demos from the HP Solution Centers
- Accessible off of hp.com and partner portal
- Ability to engage with ISV Partner earlier in sales cycle

Training agenda

- Overview of content layout
- Registration process
- Update account profile
- Overview of types of event requests
- Review advance search feature
- Review Send-it feature

Reference material

- URL for WW landing page
www.hp.com/go/solutiondemoportal
- URL for Americas portal
www.hp.com/centers/demos
- WW program manager Anne Jacobson
anne.jacobson@hp.com

Content organization – Portal page



Select from HP solution taxonomies. Each category contains one or more iBooths representing products and solutions.



Select your iPortal Category from iPortal List

Select your iBooth within the Portal. Clicking on iBooth name launches a new window with the iBooth.

Content Organization- iBooth

iBooth title

HP Solution Demo Portal

Welcome, Anne Jacobson

Infrastructure Solutions

iBooth Home > Virtualization

Upcoming Events

- Internal Seminar on VSE ...
- Public Seminar on VSE ...

Virtualization

VSE ProvelT 1 demo: Business Critical Servers

VSE ProvelT 1: rx8620, rx2620, MSA1000, multi-OS nPars, WLM, TiCAP and ServiceGuard. Demo adds a cell board to a Windows npar, CPU activ/deactiv by WLM across HP-UX nPars, TiCAP activ/deactiv by WLM to meet SLO's SGuard failover with

View sort

Account profile

Portfolio of events for this booth

Contextual help

Online manual

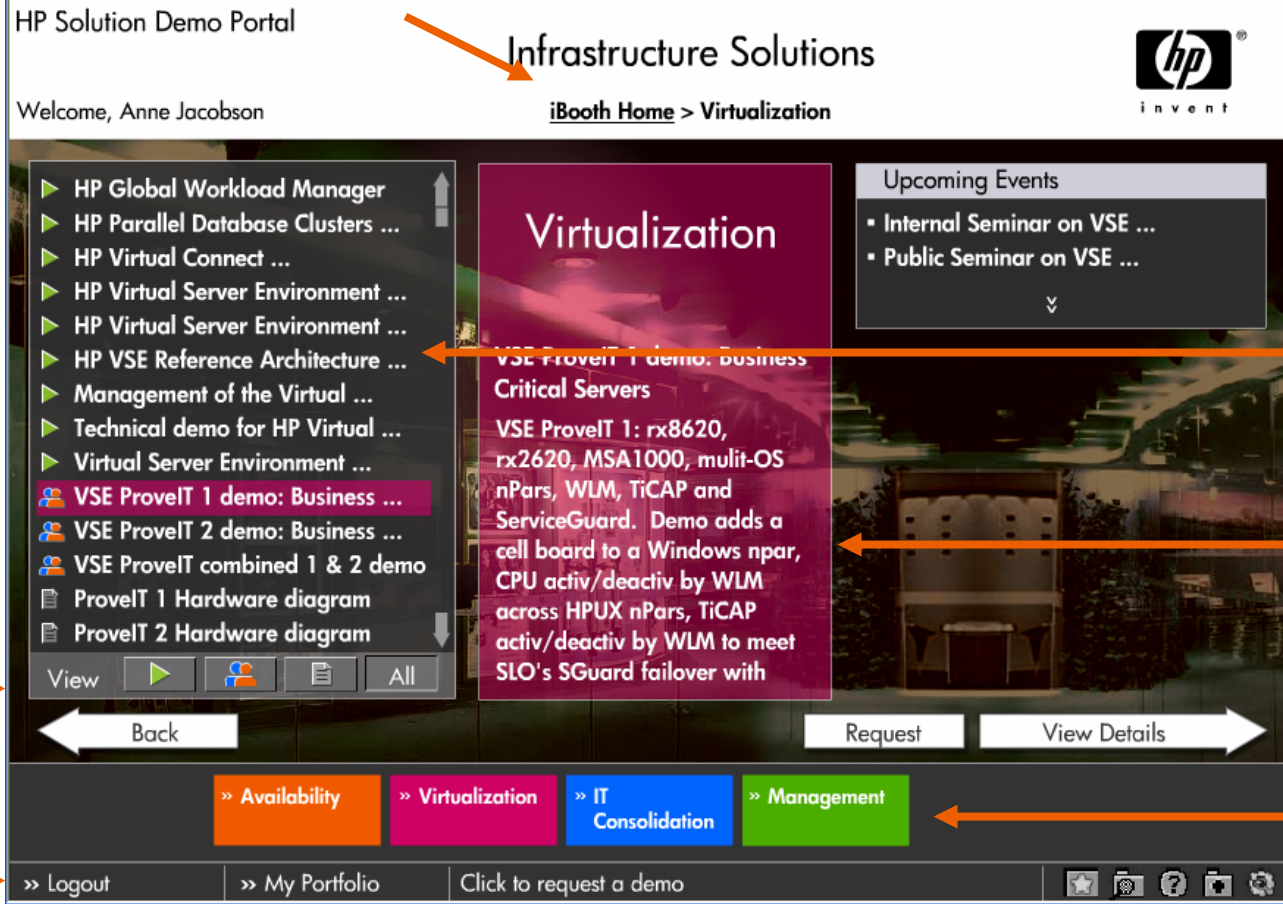
Upcoming events

List of content

Brief description of highlighted content

Action bar

iBooth categories



The screenshot shows the iBooth interface with the following components and labels:

- iBooth title:** HP Solution Demo Portal
- Welcome, Anne Jacobson:** User greeting
- Infrastructure Solutions:** Main navigation header
- iBooth Home > Virtualization:** Breadcrumb navigation
- Upcoming Events:** List of events including "Internal Seminar on VSE ..." and "Public Seminar on VSE ..."
- Virtualization:** Main content area title
- VSE ProvelT 1 demo: Business Critical Servers:** Brief description of highlighted content
- View sort:** View and sort buttons
- Account profile:** Account profile button
- Portfolio of events for this booth:** Portfolio of events for this booth
- Contextual help:** Contextual help button
- Online manual:** Online manual button
- Upcoming events:** Upcoming events button
- List of content:** List of content button
- Brief description of highlighted content:** Brief description of highlighted content
- Action bar:** Action bar buttons (Back, Request, View Details)
- iBooth categories:** iBooth categories buttons (Availability, Virtualization, IT Consolidation, Management)

Download capability-must be logged in to Portal to see download button



HP Solution Demo Portal

Welcome, Anne Jacobson

[iBooth Home](#) > Storage Software

Storage

Storage Software

HP Storage Essentials Introduction

This introduction focuses on Storage Essentials, HP's first open standard-based suite for storage resource management and SAN management.

View Details **Download** Play

» Storage Software » Storage Solutions » Networked Storage » Array Systems » StorageWorks SAN

» Logout » My Portfolio

Send-it is located in View Details

Storage - Microsoft Internet Explorer provided by Hewlett-Packard

HP Solution Demo Portal

Welcome, Anne Jacobson

Storage

[iBooth home](#) -> [View Details](#)

HP Storage Essentials Introduction

Category: Storage Software Last Update: 06/28/2006

Target Audience: IT/ BU Managers, Technical/ IT Staffs

File Type: FLASH Time Duration: 16:05 (mm:ss)

Customer Reference:

Description: This introduction focuses on Storage Essentials, HP's first open standard-based suite for storage resource management and SAN management.

Back Send it Download Play

>> Logout >> My Portfolio Click Back to return to demo list page

Login



HP Solution Demo Portal

Live and on-demand information from HP Solution Centers

» HP Solution Demo Portal

- » [About Solution Demo Portal](#)
- » [Advanced Search](#)

- » [Login](#)
- » [Register](#)
- » [Host Event](#)

- » [Frequently Asked Questions](#)
- » [Help](#)


- » [HP Solution Centers](#)
- » [Site Map](#)



» [HP Solution Centers video tour](#)

Browse

- » [Servers](#)
- » [Storage](#)



» [Products](#)

» [Business & IT Services](#)

» [Infrastructure Solutions](#)

» [Business Solutions](#)

» [Industry Solutions](#)


» [Partners](#)

Navigate over "category" (colored boxes) to select iBooth

Login

[» HP Home](#) [» Products & Services](#) [» Support & Drivers](#) [» Solutions](#) [» How to Buy](#)

[» Contact HP](#) Search:


invent

Login

[» HP Solution Demo Portal](#)

[» About Solution Demo Portal](#)
[» Content Search](#)

[» Login](#)
[» Register](#)

[» HP Solution Centers](#)
[» Site Map](#)

Please select user type:

☒ HP Employee
☐ HP Partner
☐ Customer

[Submit »](#)


Select HP Partner this will Be integrated with HP Passport In FY08 but in the meanwhile Please use manual registration Which will give you download Capabilities.

Change your account information

By clicking Account Detail you can add your teleconference information. You will receive an email message confirming your change.



[» Contact HP](#)



Account Detail


[» HP Solution Demo Portal](#)

[» About Solution Demo Portal](#)[» Content Search](#)

[» Account Detail](#)[» My Events](#)[» Logout](#)

[» Admin](#)

[» HP Solution Centers](#)[» Site Map](#)

[» HP Solution Centers video tour](#)

Account Information

First Name:	Anne
Last Name:	Jacobson
Email Address:	anne.jacobson@hp.com
Company Name:	HP

Your contact information

Phone Number:	+1 661 587 8431
Title:	
Dept./ Function:	TSG HQ
Region/Country:	USA
Teleconference Info:	866-422-5202 Participant PIN:62437
Misc. Info:	

[Reset »](#)[Submit »](#)

